



Customer Service  
PO Box 11813  
Harrisburg, PA 17108-1813

**ACCOUNT STATEMENT**  
For the Month Ending  
**February 28, 2018**

**SAN BERNARDINO COUNTY**

**Client Management Team**

**Kenneth Schiebel, CFA**

Managing Director  
213 Market Street  
Harrisburg, PA 17101-2141  
717-232-2723  
schiebelk@pfm.com

**Danny A. Nelson**

Senior Managing Consultant  
222 North LaSalle, Suite 910  
Chicago, IL 60601  
312-523-2434  
nelsond@pfm.com

**Contents**

Cover/Disclosures  
Summary Statement  
Individual Accounts

**Accounts included in Statement**

76990800 SAN BERNARDINO COUNTY

SAN BERNARDINO COUNTY  
PARTH BHATT  
268 WEST HOSPITALITY LANE  
FIRST FLOOR  
SAN BERNARDINO, CA 92415-0360

**Online Access** [www.pfm.com](http://www.pfm.com)

**Customer Service** 1-717-232-2723



## Important Disclosures

### Important Disclosures

This statement is for general information purposes only and is not intended to provide specific advice or recommendations. PFM Asset Management LLC ("PFM") is an investment advisor registered with the Securities and Exchange Commission, and is required to maintain a written disclosure statement of our background and business experience. If you would like to receive a copy of our current disclosure statement, please contact Service Operations at the address below.

**Proxy Voting** PFM does not normally receive proxies to vote on behalf of its clients. However, it does on occasion receive consent requests. In the event a consent request is received the portfolio manager contacts the client and then proceeds according to their instructions. PFM's Proxy Voting Policy is available upon request by contacting Service Operations at the address below.

**Questions About an Account** PFM's monthly statement is intended to detail our investment advisory activity as well as the activity of any accounts held by clients in pools that are managed by PFM. The custodian bank maintains the control of assets and executes (i.e., settles) all investment transactions. The custodian statement is the official record of security and cash holdings and transactions. PFM recognizes that clients may use these reports to facilitate record keeping and that the custodian bank statement and the PFM statement should be reconciled and differences resolved. Many custodians use a settlement date basis which may result in the need to reconcile due to a timing difference.

**Account Control** PFM does not have the authority to withdraw funds from or deposit funds to the custodian. Our clients retain responsibility for their internal accounting policies; implementing and enforcing internal controls and generating ledger entries or otherwise recording transactions.

**Market Value** Generally, PFM's market prices are derived from closing bid prices as of the last business day of the month as supplied by ICE Data Services or Bloomberg. Where prices are not available from generally recognized sources the securities are priced using a yield-based matrix system to arrive at an estimated market value. Prices that fall between data points are interpolated. Non-negotiable FDIC-insured bank certificates of deposit are priced at par. Although PFM believes the prices to be reliable, the values of the securities do not always represent the prices at which the securities could have been bought or sold. Explanation of the valuation methods for money market and TERM funds is contained in the appropriate fund information statement.

**Amortized Cost** The original cost of the principal of the security is adjusted for the amount of the periodic reduction of any discount or premium from the purchase date until the date of the report. Discount or premium with respect to short term securities (those with less than one year to maturity at time of issuance) is amortized on a straightline basis. Such discount or premium with respect to longer term securities is amortized using the constant yield basis.

**Tax Reporting** Cost data and realized gains / losses are provided for informational purposes only. Please review for accuracy and consult your tax advisor to determine the tax consequences of your security transactions. PFM does not report such information to the IRS or other taxing authorities and is not responsible for the accuracy of such information that may be required to be reported to federal, state or other taxing authorities.

**Financial Situation** In order to better serve you, PFM should be promptly notified of any material change in your investment objective or financial situation.

**Callable Securities** Securities subject to redemption prior to maturity may be redeemed in whole or in part before maturity, which could affect the yield represented.

**Portfolio** The securities in this portfolio, including shares of mutual funds, are not guaranteed or otherwise protected by PFM, the FDIC (except for certain non-negotiable certificates of deposit) or any government agency. Investment in securities involves risks, including the possible loss of the amount invested. Actual settlement values, accrued interest, and amortized cost amounts may vary for securities subject to an adjustable interest rate or subject to principal paydowns. Any changes to the values shown may be reflected within the next monthly statement's beginning values.

**Rating** Information provided for ratings is based upon a good faith inquiry of selected sources, but its accuracy and completeness cannot be guaranteed. Shares of some money market and TERM funds are marketed through representatives of PFM's wholly owned subsidiary, PFM Fund Distributors, Inc. PFM Fund Distributors, Inc. is registered with the SEC as a broker/dealer and is a member of the Financial Industry Regulatory Authority ("FINRA") and the Municipal Securities Rulemaking Board ("MSRB"). You may reach the FINRA by calling the FINRA Regulator Public Disclosure Hotline at 1-888-289-9999 or at the FINRA Regulation Internet website address [www.nasdr.com](http://www.nasdr.com). A brochure describing the FINRA Regulation Public Disclosure Program is also available from the FINRA upon request.

#### Key Terms and Definitions

**Dividends** on money market funds consist of interest earned, plus any discount ratably amortized to the date of maturity, plus all realized gains and losses on the sale of securities prior to maturity, less ratable amortization of any premium and all accrued expenses to the fund. Dividends are accrued daily and may be paid either monthly or quarterly. The monthly earnings on this statement represent the estimated dividend accrued for the month for any program that distributes earnings on a quarterly basis. There is no guarantee that the estimated amount will be paid on the actual distribution date.

**Current Yield** is the net change, exclusive of capital changes and income other than investment income, in the value of a hypothetical fund account with a balance of one share over the seven-day base period including the statement date, expressed as a percentage of the value of one share (normally \$1.00 per share) at the beginning of the seven-day period. This resulting net change in account value is then annualized by multiplying it by

365 and dividing the result by 7. The yields quoted should not be considered a representation of the yield of the fund in the future, since the yield is not fixed.

**Average maturity** represents the average maturity of all securities and investments of a portfolio, determined by multiplying the par or principal value of each security or investment by its maturity (days or years), summing the products, and dividing the sum by the total principal value of the portfolio. The stated maturity date of mortgage backed or callable securities are used in this statement. However the actual maturity of these securities could vary depending on the level or prepayments on the underlying mortgages or whether a callable security has or is still able to be called.

**Monthly distribution yield** represents the net change in the value of one share (normally \$1.00 per share) resulting from all dividends declared during the month by a fund expressed as a percentage of the value of one share at the beginning of the month. This resulting net change is then annualized by multiplying it by 365 and dividing it by the number of calendar days in the month.

**YTM at Cost** The yield to maturity at cost is the expected rate of return, based on the original cost, the annual interest receipts, maturity value and the time period from purchase date to maturity, stated as a percentage, on an annualized basis.

**YTM at Market** The yield to maturity at market is the rate of return, based on the current market value, the annual interest receipts, maturity value and the time period remaining until maturity, stated as a percentage, on an annualized basis.

**Managed Account A** portfolio of investments managed discretely by PFM according to the client's specific investment policy and requirements. The investments are directly owned by the client and held by the client's custodian.

**Unsettled Trade A** trade which has been executed however the final consummation of the security transaction and payment has not yet taken place.

Please review the detail pages of this statement carefully. If you think your statement is wrong, missing account information, or if you need more information about a transaction, please contact PFM within 60 days of receipt. If you have other concerns or questions regarding your account you should contact a member of your client management team or PFM Service Operations at the address below.

PFM Asset Management LLC  
Attn: Service Operations  
213 Market Street  
Harrisburg, PA 17101



SAN BERNARDINO COUNTY

**Consolidated Summary Statement**

**Account Statement**  
For the Month Ending February 28, 2018

**Portfolio Summary**

Portfolio Holdings	Cash Dividends and Income	Closing Market Value
PFM Managed Account	6,726,372.45	6,382,378,327.08
Cash Balance	0.00	331,448,079.58
<b>Total</b>	<b>\$6,726,372.45</b>	<b>\$6,713,826,406.66</b>

**Investment Allocation**

Investment Type	Closing Market Value	Percent
Certificate of Deposit	1,234,129,050.75	18.38
Commercial Paper	867,616,707.50	12.92
Corporate Note	128,394,912.00	1.91
Federal Agency Bond / Note	1,742,953,461.73	25.97
Federal Agency Discount Note	14,868,440.10	0.22
Federally Insured Cash Account	50,000,000.00	0.74
Joint Powers Authority	187,000,000.00	2.79
Money Market Mutual Fund	2,000,000.00	0.03
NOW Account	200,000,000.00	2.98
Supra-National Agency Bond / Note	825,411,830.00	12.29
U.S. Treasury Bond / Note	1,130,003,925.00	16.83
Cash Balance	331,448,079.58	4.94

**Total**

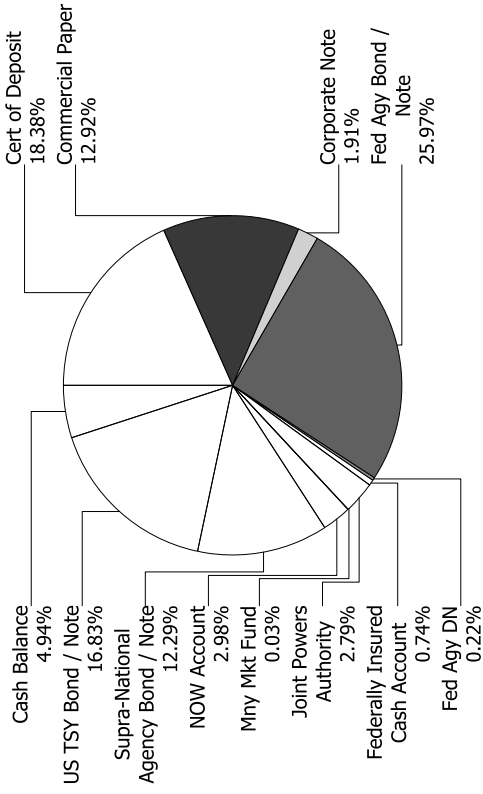
**\$6,713,826,406.66**

**100.00%**

**Sector Allocation**

Portfolio Holdings	Closing Market Value	Percent
Under 30 days	1,400,403,668.08	20.86
31 to 60 days	354,624,283.50	5.28
61 to 90 days	274,496,437.50	4.09
91 to 180 days	1,299,819,281.53	19.36
181 days to 1 year	633,944,035.25	9.44
1 to 2 years	1,817,039,393.80	27.06
2 to 3 years	671,721,552.00	10.01
3 to 4 years	213,273,855.00	3.18
4 to 5 years	48,503,900.00	0.72
Over 5 years	0.00	0.00
<b>Total</b>	<b>\$6,713,826,406.66</b>	<b>100.00%</b>

**Weighted Average Days to Maturity 345**





## Managed Account Summary Statement

For the Month Ending February 28, 2018

SAN BERNARDINO COUNTY - 76990800

### Transaction Summary - Managed Account

#### Opening Market Value

Maturities/Calls	\$6,577,204,930.24
Principal Dispositions	(2,222,000,000.00)
Principal Acquisitions	0.00
Unsettled Trades	2,031,278,240.37
Change in Current Value	0.00
	(4,104,843.53)
<b>Closing Market Value</b>	<b>\$6,382,378,327.08</b>

### Cash Transactions Summary - Managed Account

Maturities/Calls	2,222,602,116.66
Sale Proceeds	0.00
Coupon/Interest/Dividend Income	5,738,109.89
Principal Payments	0.00
Security Purchases	(2,080,243,062.54)
Net Cash Contribution	(148,097,164.01)
Reconciling Transactions	0.00

### Earnings Reconciliation (Cash Basis) - Managed Account

Interest/Dividends/Coupons Received	6,340,226.55
Less Purchased Interest Related to Interest/Coupons	(144,509.67)
Plus Net Realized Gains/Losses	530,655.57
<b>Total Cash Basis Earnings</b>	<b>\$6,726,372.45</b>

### Cash Balance

**Closing Cash Balance** **\$0.00**

### Earnings Reconciliation (Accrual Basis)

	Total
Ending Amortized Value of Securities	6,422,260,903.46
Ending Accrued Interest	15,085,041.14
Plus Proceeds from Sales	0.00
Plus Proceeds of Maturities/Calls/Principal Payments	2,222,602,116.66
Plus Coupons/Dividends Received	5,738,109.89
Less Cost of New Purchases	(2,031,278,240.37)
Less Beginning Amortized Value of Securities	(6,611,703,960.36)
Less Beginning Accrued Interest	(15,156,021.56)

#### Total Accrual Basis Earnings

**\$7,547,948.86**



## Portfolio Summary and Statistics

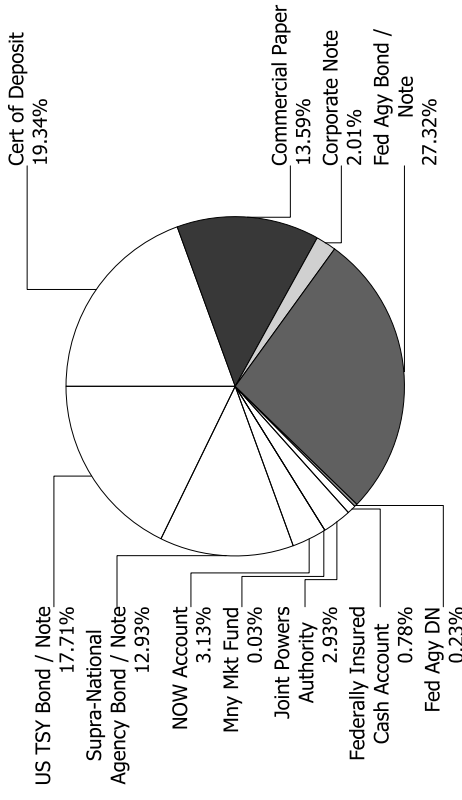
For the Month Ending February 28, 2018

SAN BERNARDINO COUNTY - 76990800

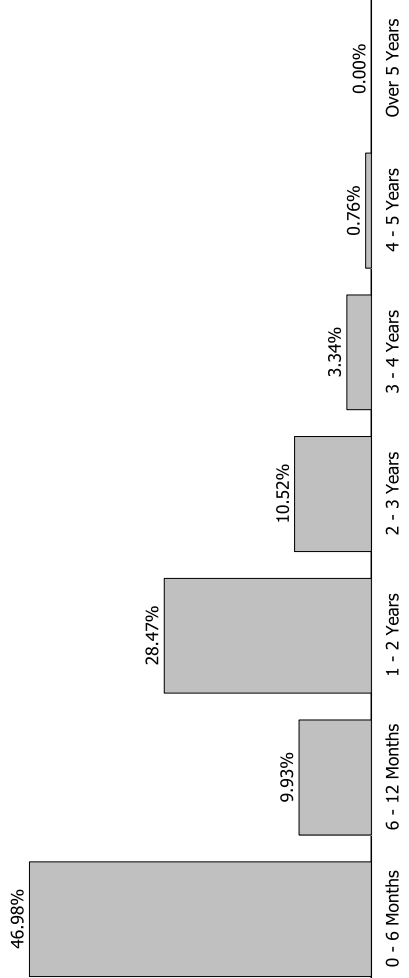
### Account Summary

Description	Par Value	Market Value	Percent
U.S. Treasury Bond / Note	1,150,000,000.00	1,130,003,925.00	17.71
Supra-National Agency Bond / Note	835,000,000.00	825,411,830.00	12.93
NOW Account	200,000,000.00	200,000,000.00	3.13
Money Market Mutual Fund	2,000,000.00	2,000,000.00	0.03
Joint Powers Authority	187,000,000.00	187,000,000.00	2.93
Federally Insured Cash Account	50,000,000.00	50,000,000.00	0.78
Federal Agency Discount Note	15,000,000.00	14,868,440.10	0.23
Federal Agency Bond / Note	1,758,672,000.00	1,742,953,461.73	27.32
Corporate Note	130,000,000.00	128,394,912.00	2.01
Commercial Paper	870,000,000.00	867,616,707.50	13.59
Certificate of Deposit	1,235,000,000.00	1,234,129,050.75	19.34
<b>Managed Account Sub-Total</b>	<b>6,432,672,000.00</b>	<b>6,382,378,327.08</b>	<b>100.00%</b>
Accrued Interest		15,085,041.14	
<b>Total Portfolio</b>	<b>6,432,672,000.00</b>	<b>6,397,463,368.22</b>	

### Sector Allocation



### Maturity Distribution



### Unsettled Trades

0.00

0.00

### Characteristics

Yield to Maturity at Cost	1.49%
Yield to Maturity at Market	2.01%
Duration to Worst	0.97
Weighted Average Days to Maturity	363



## Managed Account Issuer Summary

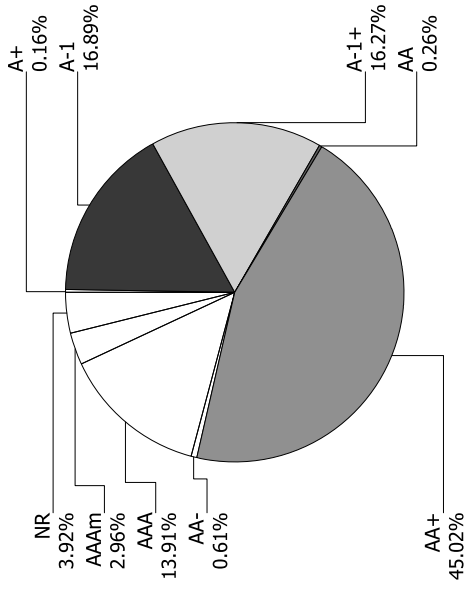
For the Month Ending February 28, 2018

SAN BERNARDINO COUNTY - 76990800

### Issuer Summary

Issuer	Market Value of Holdings	Percent
AMERICAN HONDA FINANCE	94,945,620.00	1.49
BANK OF MONTREAL	174,747,612.00	2.74
BANK OF NOVA SCOTIA	184,908,942.75	2.90
BANK OF THE WEST	200,000,000.00	3.13
BERKSHIRE HATHAWAY INC	9,956,580.00	0.16
BNP PARIBAS	149,444,025.00	2.34
BPCE GROUP	124,995,250.00	1.96
CAMP	187,000,000.00	2.93
COMMONWEALTH BANK OF AUSTRALIA	174,806,125.00	2.74
DEXIA GROUP	49,740,337.50	0.78
FANNIE MAE	350,857,487.93	5.50
FEDERAL FARM CREDIT BANKS	238,464,290.10	3.74
FEDERAL HOME LOAN BANKS	704,618,500.00	11.03
FEDERATED GOVT OBLIGATIONS FUNDS	1,000,000.00	0.02
FIDELITY TREASURY MF	1,000,000.00	0.02
FREDDIE MAC	463,881,623.80	7.26
INTER-AMERICAN DEVELOPMENT BANK	221,856,600.00	3.48
INTERNATIONAL FINANCE CORPORATION	24,766,550.00	0.39
INTL BANK OF RECONSTRUCTION AND DEV	578,788,680.00	9.06
JOHNSON & JOHNSON	2,956,857.00	0.05
JP MORGAN CHASE & CO	184,415,625.00	2.89
MICROSOFT CORP	59,323,310.00	0.93
MITSUBISHI UFJ FINANCIAL GROUP INC	24,999,025.00	0.39
NORDEA BANK AB	49,989,699.00	0.78
RABOBANK NEDERLAND	149,424,722.00	2.34
ROYAL BANK OF CANADA	125,007,450.00	1.96
STONECASTLE FICA	50,000,000.00	0.78
SVENSKA HANDELSBANKEN AB	99,946,190.50	1.57
TORONTO-DOMINION BANK	124,918,893.50	1.96
TOYOTA MOTOR CORP	124,604,150.00	1.95
UNITED STATES TREASURY	1,130,003,925.00	17.70
US BANCORP	139,033,381.00	2.18

### Credit Quality (S&P Ratings)





For the Month Ending February 28, 2018

### Managed Account Issuer Summary

SAN BERNARDINO COUNTY - 76990800

Issuer	Market Value of Holdings	Percent
WAL-MART STORES INC	6,929,475.00	0.11
WESTPAC BANKING CORP	175,047,400.00	2.74
<b>Total</b>	<b>\$6,382,378,327.08</b>	<b>100.00%</b>



## Managed Account Detail of Securities Held

For the Month Ending February 28, 2018

SAN BERNARDINO COUNTY - 76990800

Security Type / Description	Dated Date / Coupon / Maturity	CUSIP	S&P Rating	Moody's Rating	Trade Date	Settle Date	Original Cost	YTM at Cost	Accrued Interest	Amortized Cost	Market Value	
<b>U.S. Treasury Bond / Note</b>												
US TREASURY NOTES	DTD 02/29/2012 1.375% 02/28/2019	912828SH4	AA+	Aaa	11/18/15	11/19/15	25,046,875.00	1.32	934.10	25,014,508.00	24,820,300.00	
US TREASURY NOTES	DTD 02/28/2014 1.500% 02/28/2019	912828C24	AA+	Aaa	10/27/16	10/28/16	50,607,421.88	0.97	2,038.04	50,260,673.00	49,705,100.00	
US TREASURY NOTES	DTD 03/31/2014 1.625% 03/31/2019	912828C65	AA+	Aaa	11/12/15	11/13/15	25,210,937.50	1.37	169,642.86	25,068,643.00	24,865,225.00	
US TREASURY NOTES	DTD 04/15/2016 0.875% 04/15/2019	912828Q52	AA+	Aaa	09/26/17	09/27/17	24,797,851.56	1.40	82,331.73	24,853,012.00	24,651,375.00	
UNITED STATES TREASURY NOTES	DTD 05/31/2017 1.250% 05/31/2019	912828X54	AA+	Aaa	06/14/17	06/15/17	24,977,539.06	1.30	78,125.00	24,985,631.50	24,723,625.00	
UNITED STATES TREASURY NOTES	DTD 05/31/2017 1.250% 05/31/2019	912828X54	AA+	Aaa	09/26/17	09/27/17	24,934,670.31	1.41	78,125.00	24,951,207.75	24,723,625.00	
US TREASURY NOTES	DTD 05/31/2012 1.125% 05/31/2019	912828SX9	AA+	Aaa	03/28/17	03/29/17	49,800,781.25	1.31	140,625.00	49,884,872.00	49,369,150.00	
US TREASURY NOTES	DTD 06/15/2016 0.875% 06/15/2019	912828R85	AA+	Aaa	12/20/16	12/21/16	24,660,156.25	1.43	45,673.08	24,821,872.50	24,593,750.00	
US TREASURY NOTES	DTD 07/02/2012 1.000% 06/30/2019	912828TC4	AA+	Aaa	03/28/17	03/29/17	49,630,859.38	1.33	82,872.93	49,780,616.00	49,236,350.00	
US TREASURY NOTES	DTD 06/30/2014 1.625% 06/30/2019	912828WS5	AA+	Aaa	06/29/17	06/30/17	50,244,140.63	1.38	134,668.51	50,163,569.50	49,646,500.00	
US TREASURY NOTES	DTD 06/30/2014 1.625% 06/30/2019	912828WS5	AA+	Aaa	07/03/17	07/05/17	50,210,937.50	1.41	134,668.51	50,142,316.50	49,646,500.00	
US TREASURY N/B NOTES	DTD 06/30/2017 1.250% 06/30/2019	912828XV7	AA+	Aaa	12/15/17	12/18/17	49,570,312.50	1.82	103,591.16	49,626,128.50	49,400,400.00	
US TREASURY N/B	DTD 09/15/2016 0.875% 09/15/2019	9128282G4	AA+	Aaa	09/20/17	09/21/17	24,721,679.69	1.45	100,915.06	24,783,424.50	24,495,125.00	
US TREASURY NOTES	DTD 10/31/2014 1.500% 10/31/2019	912828F62	AA+	Aaa	12/20/16	12/21/16	24,968,750.00	1.54	125,345.30	24,981,717.00	24,704,100.00	





## Managed Account Detail of Securities Held

For the Month Ending February 28, 2018

SAN BERNARDINO COUNTY - 76990800

Security Type/Description	Dated Date/Coupon/Maturity	CUSIP	S&P Rating	Moody's Rating	Trade Date	Settle Date	Original Cost	YTM at Cost	Accrued Interest	Amortized Cost	Market Value
U.S. Treasury Bond / Note											
US TREASURY NOTES	DTD 10/31/2014 1.500%	912828F62	AA+	Aaa	11/16/17	11/17/17	24,899,414.06	1.71	125,345.30	24,914,055.00	24,704,100.00
US TREASURY NOTES	DTD 11/30/2012 1.000%	912828UB4	AA+	Aaa	11/10/16	11/14/16	24,900,390.63	1.13	62,500.00	24,942,338.50	24,472,650.00
US TREASURY N/B	DTD 12/15/2016 1.375%	912828U73	AA+	Aaa	09/26/17	09/27/17	24,948,242.19	1.47	71,771.98	24,958,166.75	24,622,075.00
US TREASURY N/B NOTES	DTD 01/17/2017 1.375%	912828V31	AA+	Aaa	01/12/18	01/16/18	49,376,953.13	2.01	85,462.71	49,414,304.00	49,191,400.00
US TREASURY NOTES	DTD 02/15/2017 1.375%	912828W22	AA+	Aaa	01/12/18	01/16/18	49,337,890.63	2.03	26,588.40	49,375,652.00	49,136,700.00
US TREASURY NOTES	DTD 03/02/2015 1.375%	912828J50	AA+	Aaa	02/01/17	02/02/17	24,858,398.44	1.56	934.10	24,907,217.00	24,558,600.00
US TREASURY NOTES	DTD 04/30/2015 1.375%	912828K58	AA+	Aaa	01/06/17	01/09/17	49,675,781.25	1.58	229,799.72	49,786,002.50	49,007,800.00
US TREASURY NOTES	DTD 04/30/2013 1.125%	912828VA5	AA+	Aaa	01/31/18	02/01/18	48,820,312.50	2.21	188,017.96	48,860,213.50	48,742,200.00
US TREASURY NOTES	DTD 08/16/2010 2.625%	912828NT3	AA+	Aaa	12/20/16	12/21/16	25,721,679.69	1.80	25,379.83	25,491,727.75	25,155,275.00
US TREASURY NOTES	DTD 10/31/2013 1.750%	912828WC0	AA+	Aaa	10/25/17	10/26/17	49,996,093.75	1.75	292,472.38	49,996,580.00	49,171,900.00
US TREASURY NOTES	DTD 11/30/2015 1.625%	912828M98	AA+	Aaa	12/20/16	12/21/16	24,755,859.38	1.88	101,562.50	24,827,907.75	24,486,325.00
US TREASURY N/B	DTD 02/29/2016 1.125%	912828P87	AA+	Aaa	11/29/17	11/30/17	24,374,023.44	1.92	764.27	24,421,234.25	24,050,775.00
US TREASURY NOTES	DTD 05/31/2016 1.375%	912828R77	AA+	Aaa	12/20/16	12/21/16	24,334,960.94	2.00	85,937.50	24,507,869.50	24,138,675.00
US TREASURY NOTES	DTD 06/02/2014 2.000%	912828WN6	AA+	Aaa	12/02/16	12/05/16	50,447,265.63	1.79	250,000.00	50,327,553.50	49,255,850.00



## Managed Account Detail of Securities Held

For the Month Ending February 28, 2018

SAN BERNARDINO COUNTY - 76990800

Security Type/Description Dated Date/Coupon/Maturity	CUSIP	S&P Rating	Moody's Rating	Trade Date	Settle Date	Original Cost	YTM at Cost	Accrued Interest	Amortized Cost	Market Value
<b>U.S. Treasury Bond / Note</b>										
US TREASURY N/B DTD 09/30/2016 1.125% 09/30/2021	912828T34	AA+	Aaa	11/29/17	11/30/17	24,198,242.19	2.00	117,445.05	24,248,849.75	23,803,700.00
US TREASURY NOTES DTD 12/01/2014 1.875% 11/30/2021	912828G53	AA+	Aaa	12/20/16	12/21/16	24,734,375.00	2.10	117,187.50	24,796,095.75	24,411,125.00
US TREASURY NOTES DTD 02/02/2015 1.500% 01/31/2022	912828H86	AA+	Aaa	02/15/17	02/16/17	48,779,296.88	2.02	60,082.87	49,024,709.00	48,009,750.00
US TREASURY N/B NOTES DTD 02/28/2017 1.875% 02/28/2022	912828W55	AA+	Aaa	11/29/17	11/30/17	24,823,242.19	2.05	1,273.78	24,833,560.25	24,333,975.00
US TREASURY N/B NOTES DTD 11/02/2015 1.875% 10/31/2022	912828M49	AA+	Aaa	11/29/17	11/30/17	24,739,257.81	2.10	156,681.63	24,752,064.25	24,169,925.00

**Security Type Sub-Total** **1,150,000,000.00** **1,143,104,592.24** **1.65** **3,278,763.76** **1,143,704,292.75** **1,130,003,925.00**

### Supra-National Agency Bond / Note

INTL BANK OF RECON AND DEV GLOBAL NOTES DTD 04/10/2014 1.375% 04/10/2018	459058DNO	AAA	Aaa	03/04/16	03/09/16	25,140,000.00	1.10	134,635.42	25,007,337.25	24,987,700.00
INTL BANK OF RECON AND DEV GLOBAL NOTES DTD 04/30/2015 1.000% 06/15/2018	459058EJ8	AAA	Aaa	12/17/15	12/22/15	24,798,450.00	1.33	52,777.78	24,976,219.50	24,938,625.00
INTL BANK OF RECON AND DEV GLOBAL NOTES DTD 04/30/2015 1.000% 06/15/2018	459058EJ8	AAA	Aaa	12/17/15	12/22/15	24,798,500.00	1.33	52,777.78	24,976,225.50	24,938,625.00
INTL BANK OF RECON AND DEV GLOBAL NOTES DTD 04/30/2015 1.000% 06/15/2018	459058EJ8	AAA	Aaa	05/18/16	05/23/16	40,008,400.00	0.99	84,444.44	40,001,194.00	39,901,800.00
INTL BANK OF RECON AND DEV GLOBAL NOTES DTD 04/30/2015 1.000% 06/15/2018	459058EJ8	AAA	Aaa	04/22/15	04/30/15	49,914,500.00	1.06	105,555.56	49,991,975.00	49,877,250.00
INTL BANK OF RECON AND DEV SN NOTES DTD 04/19/2016 0.875% 07/19/2018	459058FE8	AAA	Aaa	05/19/16	05/24/16	24,889,806.75	1.08	25,520.83	24,980,198.00	24,895,875.00



## Managed Account Detail of Securities Held

For the Month Ending February 28, 2018

SAN BERNARDINO COUNTY - 76990800

Security Type/Description	Dated Date/Coupon/Maturity	CUSIP	S&P Rating	Moody's Rating	Trade Date	Settle Date	Original Cost	YTM at Cost	Accrued Interest	Amortized Cost	Market Value	
<b>Supra-National Agency Bond / Note</b>												
INTL BANK OF RECON AND DEV SN NOTES DTD 04/19/2016 0.875% 07/19/2018		459058FE8	AAA	Aaa	04/12/16	04/19/16	49,911,500.00	0.95	51,041.67	49,984,774.00	49,791,750.00	
INTER-AMERICAN DEVELOPMENT BANK DTD 08/24/2011 1.750% 08/24/2018		4581X0BR8	AAA	Aaa	05/31/16	06/03/16	25,370,589.25	1.07	8,506.94	25,080,812.50	24,964,450.00	
INTL BANK OF RECON AND DEV GLOBAL NOTES DTD 10/07/2015 1.000% 10/05/2018		459058ER0	AAA	Aaa	09/30/15	10/07/15	49,915,000.00	1.06	202,777.78	49,982,916.00	49,684,250.00	
INTL BK OF REC & DEV NOTE (EX-CALLABLE) DTD 04/26/2016 1.250% 04/26/2019		459058FC2	AAA	Aaa	04/21/16	04/26/16	24,947,500.00	1.32	108,506.94	24,979,586.75	24,716,175.00	
INTER-AMERICAN DEVELOPMENT BANK DTD 04/12/2016 1.000% 05/13/2019		458182DX7	AAA	Aaa	05/24/16	05/27/16	24,842,875.00	1.22	75,000.00	24,935,674.25	24,627,500.00	
INTER-AMERICAN DEVELOPMENT BANK DTD 04/12/2016 1.000% 05/13/2019		458182DX7	AAA	Aaa	04/05/16	04/12/16	99,700,000.00	1.10	300,000.00	99,882,096.00	98,510,000.00	
INTL BANK OF RECON AND DEV DTD 01/25/2016 1.430% 07/25/2019		45905UUV4	AAA	Aaa	01/13/16	01/25/16	50,000,000.00	1.43	71,500.00	50,000,000.00	49,250,000.00	
INTL BANK OF RECON AND DEV GLOBAL NOTES DTD 01/28/2016 1.250% 07/26/2019		459058EV1	AAA	Aaa	01/21/16	01/28/16	24,879,250.00	1.39	30,381.94	24,950,830.00	24,639,625.00	
INTL BANK OF RECON AND DEV SN NOTE DTD 07/13/2016 0.875% 08/15/2019		459058FK4	AAA	Aaa	07/08/16	07/13/16	49,907,500.00	0.94	19,444.44	49,956,047.00	48,970,800.00	
INTER-AMERICAN DEVELOPMENT BANK DTD 10/15/2015 1.250% 10/15/2019		4581X0CR7	AAA	Aaa	12/02/15	12/07/15	24,651,000.00	1.62	118,055.56	24,850,590.25	24,571,050.00	
INTER-AMERICAN DEVELOPMENT BANK DTD 10/15/2015 1.250% 10/15/2019		4581X0CR7	AAA	Aaa	03/16/16	03/21/16	24,746,000.00	1.54	118,055.56	24,882,802.25	24,571,050.00	
INTL BANK OF RECON AND DEV GLOBAL NOTES DTD 10/27/2016 1.125% 11/27/2019		459058FS7	AAA	Aaa	10/20/16	10/27/16	49,894,500.00	1.20	146,875.00	49,939,972.50	48,947,850.00	



## Managed Account Detail of Securities Held

For the Month Ending February 28, 2018

SAN BERNARDINO COUNTY - 76990800

Security Type/Description	Dated Date/Coupon/Maturity	CUSIP	S&P Rating	Moody's Rating	Trade Date	Settle Date	Original Cost	YTM at Cost	Accrued Interest	Amortized Cost	Market Value
<b>Supra-National Agency Bond / Note</b>											
INTL BANK OF RECON AND DEV GLOBAL NOTES		459058FA6	AAA	Aaa	03/23/16	03/30/16	24,923,500.00	1.45	144,184.03	24,959,661.00	24,468,500.00
DTD 03/30/2016 1.375% 03/30/2020											
INTL BK RECON & DEVELOP NOTES		459058FZ1	AAA	Aaa	03/14/17	03/21/17	24,978,250.00	1.90	169,270.83	24,984,673.25	24,708,325.00
DTD 03/21/2017 1.875% 04/21/2020											
INTER-AMERICAN DEVEL BK NOTE		4581X0CX4	AAA	Aaa	04/05/17	04/12/17	24,940,750.00	1.70	123,003.47	24,957,385.25	24,612,550.00
DTD 04/12/2017 1.625% 05/12/2020											
INTL BANK OF RECON AND DEV GLOBAL NOTES		459058GA5	AAA	Aaa	08/22/17	08/29/17	24,994,750.00	1.63	205,381.94	24,995,632.00	24,467,550.00
DTD 08/29/2017 1.625% 09/04/2020											
INTL FINANCE CORP NOTE		45950KCM0	AAA	Aaa	01/18/18	01/25/18	24,926,500.00	2.35	56,250.00	24,928,879.00	24,766,550.00
DTD 01/25/2018 2.250% 01/25/2021											
INTL BANK OF RECON AND DEV GLOBAL NOTES		459058GF4	AAA	Aaa	12/12/17	12/13/17	19,955,000.00	2.18	92,083.33	19,957,345.80	19,603,980.00
DTD 12/13/2017 2.125% 12/13/2021											
<b>Security Type Sub-Total</b>							<b>833,034,121.00</b>	<b>1.29</b>	<b>2,496,031.24</b>	<b>834,142,827.05</b>	<b>825,411,830.00</b>

<b>NOW Account</b>											
BANK OF THE WEST MONEY MARKET FUND		BKOFWEST7	NR	NR	12/11/17	12/11/17	2,000.00	1.58	0.00	2,000.00	2,000.00
BANK OF THE WEST MONEY MARKET FUND		BKOFWEST7	NR	NR	11/21/16	11/21/16	14,998,000.00	1.58	0.00	14,998,000.00	14,998,000.00
BANK OF THE WEST MONEY MARKET FUND		BKOFWEST7	NR	NR	09/22/17	09/22/17	20,000,000.00	1.58	0.00	20,000,000.00	20,000,000.00
BANK OF THE WEST MONEY MARKET FUND		BKOFWEST7	NR	NR	12/08/16	12/08/16	35,000,000.00	1.58	0.00	35,000,000.00	35,000,000.00
BANK OF THE WEST MONEY MARKET FUND		BKOFWEST7	NR	NR	11/28/16	11/28/16	50,000,000.00	1.58	0.00	50,000,000.00	50,000,000.00
BANK OF THE WEST MONEY MARKET FUND		BKOFWEST7	NR	NR	05/30/17	05/30/17	80,000,000.00	1.58	0.00	80,000,000.00	80,000,000.00
<b>Security Type Sub-Total</b>							<b>200,000,000.00</b>	<b>1.58</b>	<b>0.00</b>	<b>200,000,000.00</b>	<b>200,000,000.00</b>

<b>Money Market Mutual Fund</b>											
FIDELITY GOVT MM FUND 2642		31607A703	AAAm	Aaa	10/27/16	10/27/16	1,000,000.00	1.26	0.00	1,000,000.00	1,000,000.00



**Managed Account Detail of Securities Held**

For the Month Ending February 28, 2018

SAN BERNARDINO COUNTY - 76990800

Security Type/Description	Dated Date/Coupon/Maturity	CUSIP	S&P Rating	Moody's Rating	Trade Date	Settle Date	Original Cost	YTM at Cost	Accrued Interest	Amortized Cost	Market Value
<b>Money Market Mutual Fund</b>											
FEDERATED GOVT OBLIGATIONS FUND	608919718		AAA	Aaa	04/05/17	04/05/17	1,000,000.00	1.24	0.00	1,000,000.00	1,000,000.00
<b>Security Type Sub-Total</b>							<b>2,000,000.00</b>	<b>1.25</b>	<b>0.00</b>	<b>2,000,000.00</b>	<b>2,000,000.00</b>
<b>Joint Powers Authority</b>											
CALIFORNIA ASSET MANAGEMENT PROGRAM	CAMPMF025		AAA	NR	12/08/15	12/08/15	18,000,000.00	1.52	0.00	18,000,000.00	18,000,000.00
CALIFORNIA ASSET MANAGEMENT PROGRAM	CAMPMF025		AAA	NR	08/12/15	08/12/15	24,000,000.00	1.52	0.00	24,000,000.00	24,000,000.00
CALIFORNIA ASSET MANAGEMENT PROGRAM	CAMPMF025		AAA	NR	09/22/17	09/22/17	45,000,000.00	1.52	0.00	45,000,000.00	45,000,000.00
CALIFORNIA ASSET MANAGEMENT PROGRAM	CAMPMF025		AAA	NR	08/05/15	08/05/15	50,000,000.00	1.52	0.00	50,000,000.00	50,000,000.00
CALIFORNIA ASSET MANAGEMENT PROGRAM	CAMPMF025		AAA	NR	04/27/16	04/27/16	50,000,000.00	1.52	0.00	50,000,000.00	50,000,000.00
<b>Security Type Sub-Total</b>							<b>187,000,000.00</b>	<b>1.52</b>	<b>0.00</b>	<b>187,000,000.00</b>	<b>187,000,000.00</b>
<b>Federally Insured Cash Account</b>											
STONECASTLE FICA	FICAMF003		NR	NR	08/20/14	08/20/14	50,000,000.00	0.95	0.00	50,000,000.00	50,000,000.00
<b>Security Type Sub-Total</b>							<b>50,000,000.00</b>	<b>0.95</b>	<b>0.00</b>	<b>50,000,000.00</b>	<b>50,000,000.00</b>
<b>Federal Agency Discount Note</b>											
FEDERAL FARM CREDIT BANKS DISC NOTE	313313C63		A-1+	P-1	11/22/17	11/27/17	14,829,316.67	1.56	0.00	14,889,633.30	14,868,440.10
-- 0.000% 08/20/2018											
<b>Security Type Sub-Total</b>							<b>14,829,316.67</b>	<b>1.56</b>	<b>0.00</b>	<b>14,889,633.30</b>	<b>14,868,440.10</b>
<b>Federal Agency Bond / Note</b>											
FHLB NOTES	3130A7CX1		AA+	Aaa	02/16/16	02/18/16	24,992,250.00	0.89	98,437.50	24,999,812.00	24,992,350.00
DTD 02/18/2016 0.875% 03/19/2018											



## Managed Account Detail of Securities Held

For the Month Ending February 28, 2018

SAN BERNARDINO COUNTY - 76990800

Security Type/Description	Dated Date/Coupon/Maturity	CUSIP	S&P Rating	Moody's Rating	Trade Date	Settle Date	Original Cost	YTM at Cost	Accrued Interest	Amortized Cost	Market Value
Federal Agency Bond / Note											
FNMA NOTE	DTD 03/04/2016 0.875% 03/28/2018	3135G0J61	AA+	Aaa	03/01/16	03/04/16	49,900,000.00	0.97	185,937.50	49,996,341.00	49,982,950.00
FHLMC REFERENCE NOTES	DTD 04/07/2016 0.750% 04/09/2018	3137EAEA3	AA+	Aaa	04/06/16	04/07/16	49,921,500.00	0.83	147,916.67	49,995,842.50	49,962,900.00
FFCB NOTES	DTD 04/12/2016 0.750% 04/18/2018	3133EF3B1	AA+	Aaa	04/07/16	04/12/16	49,932,000.00	0.82	138,541.67	49,995,569.50	49,950,200.00
FHLB NOTES	DTD 02/27/2015 1.125% 04/25/2018	3130A4GJ5	AA+	Aaa	02/26/15	02/27/15	29,986,200.00	1.14	118,125.00	29,999,330.10	29,977,500.00
FHLB NOTES	DTD 05/04/2015 1.000% 05/04/2018	3130A57K9	AA+	Aaa	04/28/15	05/04/15	25,006,500.00	0.99	81,250.00	25,000,383.75	24,971,550.00
FFCB NOTES	DTD 05/11/2015 1.030% 05/11/2018	3133EEJ50	AA+	Aaa	05/04/15	05/11/15	24,980,500.00	1.06	78,680.56	24,998,719.50	24,969,000.00
FFCB NOTES	DTD 05/11/2015 1.030% 05/11/2018	3133EEJ50	AA+	Aaa	05/05/15	05/11/15	24,954,575.00	1.09	78,680.56	24,997,015.50	24,969,000.00
FHLB NOTES	DTD 05/04/2012 1.250% 06/08/2018	313379DT3	AA+	Aaa	05/09/16	05/10/16	25,225,000.00	0.81	72,048.61	25,029,370.00	24,963,625.00
FHLB NOTES	DTD 05/27/2016 0.875% 06/29/2018	3130A8BD4	AA+	Aaa	05/26/16	05/27/16	34,915,650.00	0.99	52,743.06	34,986,651.35	34,898,745.00
FNMA NOTES (EX-CALLABLE) GLOBAL NOTES	DTD 07/27/2016 0.875% 07/27/2018	3135G0M75	AA+	Aaa	07/27/16	07/28/16	28,265,517.50	0.98	23,407.47	28,312,833.28	28,218,752.93
FHLB NOTES	DTD 07/08/2016 0.625% 08/07/2018	3130A8PK3	AA+	Aaa	07/07/16	07/08/16	24,948,000.00	0.73	10,416.67	24,989,103.50	24,871,575.00
FHLB NOTES	DTD 08/07/2015 1.125% 09/14/2018	3130A6AE7	AA+	Aaa	10/05/16	10/07/16	25,072,000.00	0.97	130,468.75	25,020,080.25	24,885,825.00
FHLMC REFERENCE NOTES	DTD 09/16/2016 0.875% 10/12/2018	3137EAED7	AA+	Aaa	09/15/16	09/16/16	49,978,500.00	0.90	168,923.61	49,993,573.00	49,669,150.00
FNMA BENCHMARK NOTE	DTD 09/01/2015 1.125% 10/19/2018	3135G0E58	AA+	Aaa	09/09/15	09/10/15	11,972,640.00	1.20	49,500.00	11,994,338.88	11,935,800.00



## Managed Account Detail of Securities Held

For the Month Ending February 28, 2018

SAN BERNARDINO COUNTY - 76990800

Security Type/Description	Dated Date/Coupon/Maturity	CUSIP	S&P Rating	Moody's Rating	Trade Date	Settle Date	Original Cost	YTM at Cost	Accrued Interest	Amortized Cost	Market Value
<b>Federal Agency Bond / Note</b>											
FNMA BENCHMARK NOTE	DTD 09/01/2015 1.125% 10/19/2018	3135G0E58	AA+	Aaa	09/09/15	09/10/15	24,943,250.00	1.20	103,125.00	24,988,257.75	24,866,250.00
FHLMC NOTES (EX-CALLABLE)	DTD 04/26/2016 1.050% 10/26/2018	3134G8YU7	AA+	Aaa	04/19/16	04/26/16	49,965,000.00	1.08	182,291.67	49,990,774.00	49,662,850.00
FHLB NOTES	DTD 12/08/2016 1.250% 01/16/2019	3130AAE46	AA+	Aaa	12/07/16	12/08/16	49,998,000.00	1.25	78,125.00	49,999,095.00	49,640,200.00
FNMA BENCHMARK NOTE	DTD 02/23/2016 1.000% 02/26/2019	3135G0J53	AA+	Aaa	02/18/16	02/23/16	24,941,000.00	1.08	3,472.22	24,980,448.00	24,729,425.00
FHLMC NOTES (CALLABLE)	DTD 02/28/2017 1.375% 02/28/2019	3134GA6H2	AA+	Aaa	02/16/17	02/28/17	25,000,000.00	1.38	2,864.58	25,000,000.00	24,807,750.00
FEDERAL HOME LOAN BANK NOTES	DTD 02/06/2012 1.500% 03/08/2019	3133782M2	AA+	Aaa	03/01/17	03/02/17	25,051,750.00	1.40	180,208.33	25,026,350.50	24,840,875.00
FEDERAL HOME LOAN BANK NOTES	DTD 02/06/2012 1.500% 03/08/2019	3133782M2	AA+	Aaa	03/29/17	03/30/17	25,052,500.00	1.39	180,208.33	25,027,814.75	24,840,875.00
FHLB NOTES	DTD 03/10/2017 1.375% 03/18/2019	3130AAXX1	AA+	Aaa	03/09/17	03/10/17	74,826,000.00	1.49	466,927.08	74,909,211.00	74,424,750.00
FREDDIE MAC NOTES	DTD 03/21/2016 1.125% 04/15/2019	3137EADZ9	AA+	Aaa	03/17/16	03/21/16	24,991,750.00	1.14	106,250.00	24,996,931.50	24,717,125.00
FFCB BONDS	DTD 04/17/2017 1.320% 04/17/2019	3133EHFK4	AA+	Aaa	04/06/17	04/17/17	24,978,250.00	1.36	122,833.33	24,987,666.25	24,788,300.00
FEDERAL HOME LOAN BANK AGENCY NOTES	DTD 05/12/2017 1.375% 05/28/2019	3130ABF92	AA+	Aaa	05/11/17	05/12/17	44,914,950.00	1.47	159,843.75	44,948,005.65	44,564,715.00
FHLB GLOBAL NOTE	DTD 06/03/2016 1.125% 06/21/2019	3130A8DB6	AA+	Aaa	06/02/16	06/03/16	49,979,000.00	1.14	109,375.00	49,990,893.00	49,335,800.00
FFCB BONDS	DTD 07/24/2017 1.400% 07/24/2019	3133EHSC8	AA+	Aaa	07/17/17	07/24/17	24,981,750.00	1.44	35,972.22	24,987,198.00	24,731,800.00
FREDDIE MAC GLOBAL NOTES	DTD 07/30/2012 1.250% 08/01/2019	3137EADK2	AA+	Aaa	08/07/15	08/10/15	23,123,989.46	1.50	24,319.79	23,266,022.56	23,043,138.80



## Managed Account Detail of Securities Held

For the Month Ending February 28, 2018

SAN BERNARDINO COUNTY - 76990800

Security Type/Description	Dated Date/Coupon/Maturity	CUSIP	S&P Rating	Moody's Rating	Trade Date	Settle Date	Original Cost	YTM at Cost	Accrued Interest	Amortized Cost	Market Value
Federal Agency Bond / Note											
FREDDIE MAC NOTES DTD 07/19/2017 1.375% 08/15/2019		3137EAEH8	AA+	Aaa	09/26/17	09/27/17	9,978,400.00	1.49	6,111.11	9,983,334.10	9,878,460.00
FREDDIE MAC NOTES DTD 07/19/2017 1.375% 08/15/2019		3137EAEH8	AA+	Aaa	07/18/17	07/19/17	74,889,750.00	1.45	45,833.33	74,922,438.75	74,088,450.00
FNMA NOTES DTD 09/02/2016 1.000% 08/28/2019		3135G0P49	AA+	Aaa	08/31/16	09/02/16	49,922,000.00	1.05	4,166.67	49,960,760.00	49,111,400.00
FREDDIE MAC GLOBAL NOTES DTD 10/02/2012 1.250% 10/02/2019		3137EADM8	AA+	Aaa	09/26/17	09/27/17	9,949,000.00	1.51	51,736.11	9,959,716.10	9,845,600.00
FEDERAL HOME LOAN BANK NOTES DTD 10/13/2017 1.500% 10/21/2019		3130ACM92	AA+	Aaa	10/12/17	10/13/17	49,911,500.00	1.59	287,500.00	49,928,115.00	49,374,800.00
FANNIE MAE GLOBAL NOTES DTD 10/25/2016 1.000% 10/24/2019		3135G0R39	AA+	Aaa	10/21/16	10/25/16	24,933,000.00	1.09	88,194.44	24,962,913.00	24,493,700.00
FHLB NOTES DTD 11/17/2016 1.375% 11/15/2019		3130AA3R7	AA+	Aaa	11/16/16	11/17/16	34,991,950.00	1.38	141,701.39	34,995,370.20	34,496,385.00
FFCB NOTES DTD 12/12/2017 1.875% 12/12/2019		3133EH2S1	AA+	Aaa	12/05/17	12/12/17	49,950,685.50	1.93	205,729.17	49,956,019.00	49,630,900.00
FHLB NOTES DTD 12/30/2013 2.375% 12/13/2019		3130A0JR2	AA+	Aaa	11/16/17	11/17/17	25,295,700.00	1.79	128,645.83	25,255,193.00	25,033,925.00
FREDDIE MAC NOTES DTD 01/17/2017 1.500% 01/17/2020		3137EAEES	AA+	Aaa	01/12/17	01/17/17	24,973,000.00	1.54	45,833.33	24,982,958.25	24,646,650.00
FNMA NOTES DTD 01/12/2015 1.625% 01/21/2020		3135G0A78	AA+	Aaa	12/02/15	12/03/15	25,004,100.00	1.62	45,138.89	25,001,982.00	24,700,075.00
FHLB NOTES DTD 02/09/2018 2.125% 02/11/2020		3130ADN32	AA+	Aaa	02/08/18	02/09/18	74,862,750.00	2.22	97,395.83	74,866,867.50	74,704,500.00
FNMA NOTES DTD 02/28/2017 1.500% 02/28/2020		3135G0T29	AA+	Aaa	02/24/17	02/28/17	39,974,400.00	1.52	5,000.00	39,982,875.20	39,350,560.00
FHLMC AGENCY NOTES DTD 04/20/2017 1.375% 04/20/2020		3137EAEF2	AA+	Aaa	04/19/17	04/20/17	24,914,500.00	1.49	125,086.81	24,938,741.50	24,514,300.00





## Managed Account Detail of Securities Held

For the Month Ending February 28, 2018

SAN BERNARDINO COUNTY - 76990800

Security Type/Description	Dated Date/Coupon/Maturity	CUSIP	S&P Rating	Moody's Rating	Trade Date	Settle Date	Original Cost	YTM at Cost	Accrued Interest	Amortized Cost	Market Value
<b>Federal Agency Bond / Note</b>											
FFCB BONDS	DTD 05/08/2017 1.550% 05/08/2020	3133EHJA2	AA+	Aaa	05/02/17	05/08/17	24,986,275.00	1.57	121,631.94	24,989,937.25	24,556,650.00
FNMA NOTES	DTD 08/01/2017 1.500% 07/30/2020	3135G0T60	AA+	Aaa	07/28/17	08/01/17	74,772,750.00	1.60	96,875.00	74,816,141.25	73,468,575.00
FHLB NOTES	DTD 09/08/2017 1.375% 09/28/2020	3130ACE26	AA+	Aaa	09/07/17	09/08/17	39,871,600.00	1.48	233,750.00	39,891,336.80	38,975,880.00
FHLMC NOTES	DTD 11/15/2017 1.875% 11/17/2020	3137EAEK1	AA+	Aaa	11/14/17	11/15/17	49,952,000.00	1.91	276,041.67	49,956,603.50	49,234,600.00
FHLB NOTES (CALLABLE)	DTD 01/29/2018 2.250% 01/29/2021	3130ADFV9	AA+	Aaa	01/17/18	01/29/18	25,000,000.00	2.25	50,000.00	25,000,000.00	24,824,625.00
FREDDIE MAC NOTES	DTD 02/16/2018 2.375% 02/16/2021	3137EAEI9	AA+	Aaa	02/15/18	02/16/18	49,868,000.00	2.47	49,479.17	49,869,777.50	49,810,650.00

**Security Type Sub-Total** **1,758,672,000.00** **1,756,799,382.46** **1.38** **5,296,744.62** **1,757,628,711.97** **1,742,953,461.73**

**Corporate Note**

BERKSHIRE HATHAWAY INC GLOBAL NOTES	DTD 08/15/2016 1.150% 08/15/2018	084670BX5	AA	Aa2	08/08/16	08/15/16	9,998,800.00	1.16	5,111.11	9,999,724.30	9,956,580.00
MICROSOFT CORP NOTES	DTD 11/03/2015 1.300% 11/03/2018	594918BF0	AAA	Aaa	10/30/15	11/04/15	1,001,640.00	1.24	4,261.11	1,000,372.98	993,509.00
MICROSOFT CORP NOTES	DTD 11/03/2015 1.300% 11/03/2018	594918BF0	AAA	Aaa	10/30/15	11/04/15	1,001,670.00	1.24	4,261.11	1,000,379.79	993,509.00
MICROSOFT CORP NOTES	DTD 11/03/2015 1.300% 11/03/2018	594918BF0	AAA	Aaa	10/30/15	11/04/15	3,505,425.00	1.25	14,913.89	3,501,233.82	3,477,281.50
MICROSOFT CORP NOTES	DTD 11/03/2015 1.300% 11/03/2018	594918BF0	AAA	Aaa	10/30/15	11/04/15	4,506,750.00	1.25	19,175.00	4,501,535.22	4,470,790.50
MICROSOFT CORP NOTES	DTD 11/03/2015 1.300% 11/03/2018	594918BF0	AAA	Aaa	10/30/15	11/04/15	5,007,050.00	1.25	21,305.56	5,001,603.50	4,967,545.00
MICROSOFT CORP NOTES	DTD 11/03/2015 1.300% 11/03/2018	594918BF0	AAA	Aaa	10/30/15	11/04/15	5,007,750.00	1.25	21,305.56	5,001,762.60	4,967,545.00



## Managed Account Detail of Securities Held

For the Month Ending February 28, 2018

SAN BERNARDINO COUNTY - 76990800

Security Type/Description	Dated Date/Coupon/Maturity	CUSIP	S&P Rating	Moody's Rating	Trade Date	Settle Date	Original Cost	YTM at Cost	Accrued Interest	Amortized Cost	Market Value
<b>Corporate Note</b>											
MICROSOFT CORP NOTES DTD 11/03/2015 1.300% 11/03/2018	594918BF0	5,000,000.00	AAA	Aaa	10/30/15	11/04/15	5,008,500.00	1.24	21,305.56	5,001,933.05	4,967,545.00
MICROSOFT CORP NOTES DTD 08/08/2016 1.100% 08/08/2019	594918BN3	20,000,000.00	AAA	Aaa	08/01/16	08/08/16	19,979,400.00	1.14	14,055.56	19,990,052.40	19,646,280.00
WAL-MART STORES INC CORP NOTE DTD 10/20/2017 1.750% 10/09/2019	931142DY6	7,000,000.00	AA	Aa2	10/11/17	10/20/17	6,999,860.00	1.75	44,576.39	6,999,876.52	6,929,475.00
MICROSOFT CORP NOTES DTD 02/06/2017 1.850% 02/06/2020	594918BV5	15,000,000.00	AAA	Aaa	01/30/17	02/06/17	14,989,950.00	1.87	19,270.83	14,993,469.30	14,839,305.00
JPMORGAN CHASE CORP NT FLOAT (CALLABLE) DTD 02/13/2018 2.070% 02/13/2020	48125LRM6	10,000,000.00	A+	Aa3	02/08/18	02/13/18	10,000,000.00	2.10	9,200.00	10,000,000.00	9,994,850.00
US BANK NA CORPORATE BOND (CALLABLE) DTD 10/24/2017 2.050% 10/23/2020	90331HNG4	40,000,000.00	AA-	A1	10/19/17	10/24/17	39,992,000.00	2.06	289,277.78	39,992,910.80	39,233,840.00
JOHNSON & JOHNSON CORP NOTE DTD 11/10/2017 1.950% 11/10/2020	478160CH5	3,000,000.00	AAA	Aaa	11/08/17	11/10/17	2,996,790.00	1.99	18,037.50	2,997,111.81	2,956,857.00
<b>Security Type Sub-Total</b>		<b>130,000,000.00</b>					<b>129,995,585.00</b>	<b>1.65</b>	<b>506,056.96</b>	<b>129,981,966.09</b>	<b>128,394,912.00</b>
<b>Commercial Paper</b>											
BNP PARIBAS NY BRANCH COMM PAPER DTD 06/05/2017 0.000% 03/01/2018	09659CC14	25,000,000.00	A-1	P-1	12/08/17	12/08/17	24,914,118.06	1.50	0.00	25,000,000.00	24,999,025.00
TOYOTA MOTOR CREDIT CORP COMM PAPER DTD 09/18/2017 0.000% 03/01/2018	89233HC10	25,000,000.00	A-1+	P-1	12/11/17	12/11/17	24,919,444.44	1.45	0.00	25,000,000.00	24,999,000.00
BANK OF TOKYO MITSUBISHI UFJ LTD COMM PA DTD 06/07/2017 0.000% 03/01/2018	06538CC17	25,000,000.00	A-1	P-1	01/30/18	01/30/18	24,967,083.33	1.58	0.00	25,000,000.00	24,999,025.00
JP MORGAN SECURITIES LLC COMM PAPER DTD 07/31/2017 0.000% 03/01/2018	46640OC17	50,000,000.00	A-1	P-1	08/10/17	08/11/17	49,593,194.44	1.46	0.00	50,000,000.00	49,997,900.00



## Managed Account Detail of Securities Held

For the Month Ending February 28, 2018

SAN BERNARDINO COUNTY - 76990800

Security Type/Description	Dated Date/Coupon/Maturity	CUSIP	S&P Rating	Moody's Rating	Trade Date	Settle Date	Original Cost	YTM at Cost	Accrued Interest	Amortized Cost	Market Value
<b>Commercial Paper</b>											
NATIXIS NY BRANCH COMM PAPER	02/06/2018 0.000% 03/01/2018	63873KC13	A-1	P-1	02/28/18	02/28/18	124,995,312.50	1.35	0.00	125,000,000.00	124,995,250.00
AMERICAN HONDA FINANCE COMM PAPER	-- 0.000% 03/02/2018	02665KC21	A-1	P-1	12/11/17	12/11/17	39,867,700.00	1.47	0.00	39,998,366.80	39,996,760.00
AMERICAN HONDA FINANCE COMM PAPER	-- 0.000% 03/07/2018	02665KC70	A-1	P-1	12/11/17	12/11/17	29,894,650.00	1.48	0.00	29,992,650.00	29,991,360.00
AMERICAN HONDA FINANCE COMM PAPER	-- 0.000% 04/06/2018	02665KD61	A-1	P-1	12/13/17	12/14/17	24,879,152.78	1.55	0.00	24,961,500.00	24,957,500.00
TOYOTA MOTOR CREDIT CORP COMM PAPER	DTD 11/20/2017 0.000% 04/20/2018	89233HDL5	A-1+	P-1	01/30/18	01/31/18	24,907,833.33	1.69	0.00	24,941,666.75	24,938,900.00
BNP PARIBAS NY BRANCH COMM PAPER	DTD 10/26/2017 0.000% 04/20/2018	09659CDL9	A-1	P-1	01/24/18	01/24/18	49,795,750.00	1.72	0.00	49,881,250.00	49,879,750.00
JP MORGAN SECURITIES LLC COMM PAPER	DTD 09/06/2017 0.000% 05/01/2018	46640QE15	A-1	P-1	12/18/17	12/18/17	24,835,291.67	1.78	0.00	24,925,020.75	24,922,075.00
TOYOTA MOTOR CREDIT CORP COMM PAPER	-- 0.000% 05/01/2018	89233HE18	A-1+	P-1	01/30/18	01/31/18	24,891,875.00	1.74	0.00	24,926,715.25	24,923,050.00
COOPERATIEVE RABOBANK U.A. COMM PAPER	-- 0.000% 05/01/2018	21687BE15	A-1	P-1	12/19/17	12/19/17	49,702,597.22	1.62	0.00	49,863,597.00	49,847,950.00
DEXIA CREDIT LOCAL SA NY COMM PAPER	DTD 12/11/2017 0.000% 05/02/2018	25214PCU5	A-1+	P-1	12/11/17	12/11/17	24,845,180.56	1.58	0.00	24,932,402.75	24,921,237.50
BNP PARIBAS NY BRANCH COMM PAPER	DTD 09/05/2017 0.000% 05/30/2018	09659CEW4	A-1	P-1	01/03/18	01/03/18	49,650,875.00	1.72	0.00	49,786,250.00	49,744,450.00
TOYOTA MOTOR CREDIT CORP COMM PAPER	-- 0.000% 05/30/2018	89233HEW0	A-1+	P-1	01/03/18	01/03/18	49,650,875.00	1.72	0.00	49,786,250.00	49,743,200.00



## Managed Account Detail of Securities Held

For the Month Ending February 28, 2018

SAN BERNARDINO COUNTY - 76990800

Security Type/Description	Dated Date/Coupon/Maturity	CUSIP	S&P Rating	Moody's Rating	Trade Date	Settle Date	Original Cost	YTM at Cost	Accrued Interest	Amortized Cost	Market Value
<b>Commercial Paper</b>											
COOPERATIVE RABOBANK U.A. COMM PAPER		21687BEW7	A-1	P-1	01/03/18	01/03/18	49,659,041.67	1.68	0.00	49,791,250.00	49,748,350.00
-- 0.000% 05/30/2018											
JP MORGAN SECURITIES LLC COMM PAPER		466400F14	A-1	P-1	12/06/17	12/06/17	24,787,354.17	1.74	0.00	24,889,472.25	24,864,900.00
DTD 09/05/2017 0.000% 06/01/2018											
COOPERATIVE RABOBANK U.A. COMM PAPER		21687BF14	A-1	P-1	12/18/17	12/18/17	24,806,354.17	1.70	0.00	24,892,027.75	24,871,225.00
-- 0.000% 06/01/2018											
DEXIA CREDIT LOCAL SA NY COMM PAPER		25214PCM3	A-1+	P-1	12/05/17	12/06/17	24,763,111.11	1.66	0.00	24,859,916.75	24,819,100.00
DTD 12/05/2017 0.000% 07/02/2018											
JP MORGAN SECURITIES LLC COMM PAPER		466400G21	A-1	P-1	12/19/17	12/19/17	24,746,770.83	1.89	0.00	24,840,270.75	24,817,950.00
DTD 10/05/2017 0.000% 07/02/2018											
JP MORGAN SECURITIES LLC COMM PAPER		466400G21	A-1	P-1	02/27/18	02/27/18	24,817,708.33	2.12	0.00	24,820,625.00	24,817,950.00
DTD 10/05/2017 0.000% 07/02/2018											
BNP PARIBAS NY BRANCH COMM PAPER		09659CG28	A-1	P-1	02/28/18	02/28/18	24,821,750.00	2.08	0.00	24,823,187.50	24,820,800.00
DTD 12/04/2017 0.000% 07/02/2018											
JP MORGAN SECURITIES COMM PAPER (FLOAT)		46640EGAO	A-1	P-1	01/29/18	01/29/18	25,000,000.00	1.80	1,304.25	25,000,000.00	25,000,000.00
DTD 01/29/2018 1.797% 09/28/2018											
<b>Security Type Sub-Total</b>							<b>865,713,023.61</b>	<b>1.63</b>	<b>1,304.25</b>	<b>867,912,419.30</b>	<b>867,616,707.50</b>
<b>Certificate of Deposit</b>											
BANK OF MONTREAL CHICAGO		06427KZR1	A-1	P-1	06/01/17	06/01/17	25,000,000.00	1.38	261,625.00	25,000,000.00	24,999,925.75
DTD 06/01/2017 1.380% 03/01/2018											
BANK OF NOVA SCOTIA CERT DEPOS		06417GUZ9	A-1	P-1	06/01/17	06/01/17	25,000,000.00	1.37	259,729.17	25,000,000.00	24,999,918.75
DTD 06/01/2017 1.370% 03/01/2018											
WESTPAC BANKING CORP CD (FLOATING)		96121T3A4	A-1+	P-1	03/07/17	03/08/17	50,000,000.00	1.19	55,395.08	50,000,000.00	50,005,150.00
DTD 03/08/2017 1.875% 03/08/2018											



## Managed Account Detail of Securities Held

For the Month Ending February 28, 2018

SAN BERNARDINO COUNTY - 76990800

Security Type/Description	Dated Date/Coupon/Maturity	CUSIP	S&P Rating	Moody's Rating	Trade Date	Settle Date	Original Cost	YTM at Cost	Accrued Interest	Amortized Cost	Market Value
<b>Certificate of Deposit</b>											
BANK OF NOVA SCOTIA HOUSTON CERT DEPOS	12/15/2017 1.700% 03/14/2018	06417GD96	A-1	P-1	12/15/17	12/15/17	30,000,000.00	1.70	107,666.67	30,000,000.00	30,003,090.00
BANK OF NOVA SCOTIA HOUSTON CERT DEPOS	12/15/2017 1.700% 03/22/2018	06417GE20	A-1	P-1	12/15/17	12/15/17	30,000,000.00	1.70	107,666.67	30,000,000.00	30,002,934.00
CBA AUSTRALIA NY FLOATING CERT DEPOS	03/23/2017 1.881% 03/23/2018	20271EMG1	A-1+	P-1	03/17/17	03/23/17	50,000,000.00	1.30	16,020.92	50,000,000.00	49,983,250.00
WESTPAC BANKING CORP CD (FLOATING)	03/24/2017 1.861% 03/26/2018	96121T3E6	A-1+	P-1	03/23/17	03/24/17	25,000,000.00	0.66	4,001.46	25,000,000.00	25,007,700.00
TORONTO DOMINION BANK NY CERT DEPOS	04/03/2017 1.500% 04/02/2018	89113WF43	A-1+	P-1	04/03/17	04/03/17	50,000,000.00	1.50	691,666.67	50,000,000.00	49,980,134.50
NORDEA BK AB (PUBL)/NY CERT DEPOS	01/24/2018 1.670% 04/20/2018	65590ARP3	A-1+	P-1	01/24/18	01/24/18	50,000,000.00	1.67	83,500.00	50,000,000.00	49,989,699.00
BANK OF MONTREAL CHICAGO (FLOAT) CD	04/11/2017 1.834% 05/10/2018	06427KVV5	A-1	P-1	04/10/17	04/11/17	50,000,000.00	1.29	49,028.60	50,000,000.00	49,964,250.00
ROYAL BANK OF CANADA NY CD (FLOAT)	05/25/2017 1.741% 05/25/2018	78009NT89	A-1+	P-1	05/24/17	05/25/17	25,000,000.00	1.21	4,960.73	25,000,000.00	25,008,325.00
US BANK NA CERT DEPOS	01/04/2018 1.700% 05/30/2018	90333VWP2	A-1+	P-1	01/04/18	01/04/18	50,000,000.00	1.70	132,222.22	50,000,000.00	49,912,825.50
COOPERATIVE RABOBANK U.A. CERT DEPOS	05/05/2017 1.480% 06/01/2018	21684B2C7	A-1	P-1	05/03/17	05/05/17	25,000,000.00	1.48	308,333.33	25,000,000.00	24,957,197.00
BANK OF MONTREAL CHICAGO FLOATING CD	12/11/2017 1.708% 06/01/2018	06371EXS1	A-1	P-1	12/08/17	12/11/17	25,000,000.00	1.57	33,341.50	25,000,000.00	24,981,000.00
WESTPAC BANKING CORP NY FLOATING CD	06/02/2017 1.591% 06/01/2018	96121T3M8	A-1+	P-1	06/01/17	06/02/17	50,000,000.00	1.32	198,828.75	50,000,000.00	50,050,350.00



## Managed Account Detail of Securities Held

For the Month Ending February 28, 2018

SAN BERNARDINO COUNTY - 76990800

Security Type/Description	Dated Date/Coupon/Maturity	CUSIP	S&P Rating	Moody's Rating	Trade Date	Settle Date	Original Cost	YTM at Cost	Accrued Interest	Amortized Cost	Market Value
<b>Certificate of Deposit</b>											
SVENSKA HANDELSBANKEN NY FLOATING CD	86958JWE5	86958JWE5	A-1+	P-1	11/30/17	12/04/17	50,000,000.00	1.50	65,905.00	50,000,000.00	49,968,250.00
DTD 12/04/2017 1.688% 06/01/2018											
BANK OF NOVA SCOTIA HOUSTON FLOATING CD	06417GC71	06417GC71	A-1	P-1	12/07/17	12/08/17	50,000,000.00	1.54	66,294.00	50,000,000.00	49,972,750.00
DTD 12/08/2017 1.698% 06/01/2018											
ROYAL BANK OF CANADA NY FLOAT CERT DEPOS	7809NU46	7809NU46	A-1+	P-1	06/08/17	06/12/17	25,000,000.00	1.36	92,099.74	25,000,000.00	25,024,175.00
DTD 06/12/2017 1.679% 06/12/2018											
ROYAL BANK OF CANADA NY FLOAT CERT DEPOS	7809NV60	7809NV60	A-1+	P-1	06/26/17	06/28/17	50,000,000.00	1.42	158,879.88	50,000,000.00	49,976,750.00
DTD 06/28/2017 1.816% 06/28/2018											
BANK OF MONTREAL CHICAGO CERT DEPOS	06371EDH7	06371EDH7	A-1	P-1	07/03/17	07/03/17	25,000,000.00	1.40	234,305.56	25,000,000.00	24,937,465.75
DTD 07/03/2017 1.400% 07/02/2018											
WESTPAC BANKING CORP NY FLOATING CD	96121T3P1	96121T3P1	A-1+	P-1	07/06/17	07/07/17	25,000,000.00	1.39	71,881.74	25,000,000.00	25,017,700.00
DTD 07/07/2017 1.785% 07/02/2018											
BANK OF NOVA SCOTIA HOUSTON FLOATING CD	06417GZQ4	06417GZQ4	A-1	P-1	10/18/17	10/19/17	25,000,000.00	1.41	12,223.09	25,000,000.00	24,970,250.00
DTD 10/19/2017 1.728% 07/19/2018											
BANK OF MONTREAL CHICAGO CERT DEPOS	06371EJ65	06371EJ65	A-1	P-1	01/22/18	01/23/18	25,000,000.00	1.90	48,819.44	25,000,000.00	24,947,344.25
DTD 01/23/2018 1.900% 07/23/2018											
US BANK NA CINCINNATI CERT DEPOS	90333VVV9	90333VVV9	A-1+	P-1	01/22/18	01/23/18	50,000,000.00	1.88	99,222.22	50,000,000.00	49,886,715.50
DTD 01/22/2018 1.880% 07/23/2018											
CBA AUSTRALIA NY FLOATING CERT DEPOS	20271EML0	20271EML0	A-1+	P-1	07/21/17	07/25/17	50,000,000.00	1.38	67,071.50	50,000,000.00	49,899,250.00
DTD 07/25/2017 1.718% 08/01/2018											
SVENSKA HANDELSBANKEN NY CERT DEPOS	86958JZP7	86958JZP7	A-1+	P-1	02/28/18	02/28/18	50,001,059.83	2.12	2,951.39	50,001,053.00	49,977,940.50
DTD 02/28/2018 2.125% 08/01/2018											
TORONTO DOMINION BANK NY FLOATING CD	89113W5C6	89113W5C6	A-1+	P-1	07/06/17	07/07/17	50,000,000.00	1.42	54,375.75	50,000,000.00	50,005,300.00
DTD 07/07/2017 1.755% 08/06/2018											



## Managed Account Detail of Securities Held

For the Month Ending February 28, 2018

SAN BERNARDINO COUNTY - 76990800

Security Type/Description	Dated Date/Coupon/Maturity	CUSIP	S&P Rating	Moody's Rating	Trade Date	Settle Date	Original Cost	YTM at Cost	Accrued Interest	Amortized Cost	Market Value
<b>Certificate of Deposit</b>											
BANK OF NOVA SCOTIA HOUSTON FLOATING CD	09/26/2017 1.771% 09/26/2018	06417GYW2	A-1	P-1	09/25/17	09/26/17	25,000,000.00	1.45	3,813.96	25,000,000.00	24,960,000.00
BANK OF MONTREAL CHICAGO CERT DEPOS	12/18/2017 1.990% 12/18/2018	06371EZH3	A-1	P-1	12/18/17	12/18/17	25,000,000.00	1.99	100,881.94	25,000,000.00	24,917,626.25
CBA AUSTRALIA NY FLOATING CERT DEPOS	12/19/2017 1.798% 12/19/2018	20271EMZ9	A-1+	P-1	12/18/17	12/19/17	25,000,000.00	1.76	12,709.25	25,000,000.00	24,935,625.00
WESTPAC BANKING CORP NY FLOATING CD	12/21/2017 1.791% 12/21/2018	96121T5H7	A-1+	P-1	12/20/17	12/21/17	25,000,000.00	1.51	10,142.50	25,000,000.00	24,966,500.00
ROYAL BANK OF CANADA NY FLOAT CERT DEPOS	01/03/2019 1.814% 01/03/2019	78009N5Z5	A-1+	P-1	01/03/18	01/04/18	25,000,000.00	1.81	33,010.75	25,000,000.00	24,998,200.00
TORONTO DOMINION BANK NY CERT DEPOS	01/25/2019 2.150% 01/25/2019	89113XVC5	A-1+	P-1	01/25/18	01/25/18	25,000,000.00	2.15	52,256.94	25,000,000.00	24,933,459.00
CBA AUSTRALIA FLOATING CERT DEPOS	02/27/2018 1.911% 02/27/2019	20271ENES	A-1+	P-1	02/22/18	02/27/18	50,000,000.00	1.94	5,308.89	50,000,000.00	49,988,000.00
<b>Security Type Sub-Total</b>		<b>1,235,000,000.00</b>				<b>1,235,001,059.83</b>		<b>1.54</b>	<b>3,506,140.31</b>	<b>1,235,001,053.00</b>	<b>1,234,129,050.75</b>
<b>Managed Account Sub-Total</b>		<b>6,432,672,000.00</b>				<b>6,417,477,080.81</b>		<b>1.49</b>	<b>15,085,041.14</b>	<b>6,422,260,903.46</b>	<b>6,382,378,327.08</b>
<b>Securities Sub-Total</b>		<b>\$6,432,672,000.00</b>				<b>\$6,417,477,080.81</b>		<b>1.49%</b>	<b>\$15,085,041.14</b>	<b>\$6,422,260,903.46</b>	<b>\$6,382,378,327.08</b>
<b>Accrued Interest</b>											<b>\$15,085,041.14</b>
<b>Total Investments</b>											<b>\$6,397,463,368.22</b>



## Managed Account Fair Market Value & Analytics

For the Month Ending February 28, 2018

SAN BERNARDINO COUNTY - 76990800

Security Type/Description	Dated Date/Coupon/Maturity	CUSIP	Par	Broker	Next Call Date	Market Price	Market Value	Unreal G/L On Cost	Unreal G/L Amort Cost	Effective Duration	Duration to Worst at Mkt	YTM
U.S. Treasury Bond / Note												
US TREASURY NOTES	DTD 02/29/2012 1.375% 02/28/2019	912828SH4	25,000,000.00	TOR DOM		99.28	24,820,300.00	(226,575.00)	(194,208.00)	0.99	0.99	2.11
US TREASURY NOTES	DTD 02/28/2014 1.500% 02/28/2019	912828C24	50,000,000.00	BARCLAYS		99.41	49,705,100.00	(902,321.88)	(555,573.00)	0.99	0.99	2.10
US TREASURY NOTES	DTD 03/31/2014 1.625% 03/31/2019	912828C65	25,000,000.00	TOR DOM		99.46	24,865,225.00	(345,712.50)	(203,418.00)	1.06	1.06	2.13
US TREASURY NOTES	DTD 04/15/2016 0.875% 04/15/2019	912828O52	25,000,000.00	BMO		98.61	24,651,375.00	(146,476.56)	(201,637.00)	1.11	1.11	2.13
UNITED STATES TREASURY NOTES	DTD 05/31/2017 1.250% 05/31/2019	912828X54	25,000,000.00	BARCLAYS		98.89	24,723,625.00	(253,914.06)	(262,006.50)	1.23	1.23	2.15
UNITED STATES TREASURY NOTES	DTD 05/31/2017 1.250% 05/31/2019	912828X54	25,000,000.00	JEFFERIE		98.89	24,723,625.00	(211,045.31)	(227,582.75)	1.23	1.23	2.15
US TREASURY NOTES	DTD 05/31/2012 1.125% 05/31/2019	912828SX9	50,000,000.00	BNP		98.74	49,369,150.00	(431,631.25)	(515,722.00)	1.23	1.23	2.15
US TREASURY NOTES	DTD 06/15/2016 0.875% 06/15/2019	912828R85	25,000,000.00	TD SEC U		98.38	24,593,750.00	(66,406.25)	(228,122.50)	1.27	1.27	2.15
US TREASURY NOTES	DTD 07/02/2012 1.000% 06/30/2019	912828TC4	50,000,000.00	DAIWA		98.47	49,236,350.00	(394,509.38)	(544,266.00)	1.32	1.32	2.16
US TREASURY NOTES	DTD 06/30/2014 1.625% 06/30/2019	912828WS5	50,000,000.00	TD		99.29	49,646,500.00	(597,640.63)	(517,069.50)	1.31	1.31	2.16
US TREASURY NOTES	DTD 06/30/2014 1.625% 06/30/2019	912828WS5	50,000,000.00	BMO		99.29	49,646,500.00	(564,437.50)	(495,816.50)	1.31	1.31	2.16
US TREASURY N/B NOTES	DTD 06/30/2017 1.250% 06/30/2019	912828XV7	50,000,000.00	DEUTSCHE		98.80	49,400,400.00	(169,912.50)	(225,728.50)	1.31	1.31	2.16
US TREASURY NOTES	DTD 09/15/2016 0.875% 09/15/2019	912828G4	25,000,000.00	BARCLAYS		97.98	24,495,125.00	(226,554.69)	(288,299.50)	1.51	1.51	2.21
US TREASURY NOTES	DTD 10/31/2014 1.500% 10/31/2019	912828F62	25,000,000.00	MERRILL		98.82	24,704,100.00	(264,650.00)	(277,617.00)	1.63	1.63	2.23
US TREASURY NOTES	DTD 10/31/2014 1.500% 10/31/2019	912828F62	25,000,000.00	DAIWA		98.82	24,704,100.00	(195,314.06)	(209,955.00)	1.63	1.63	2.23
US TREASURY NOTES	DTD 11/30/2012 1.000% 11/30/2019	912828UB4	25,000,000.00	BMO		97.89	24,472,650.00	(427,740.63)	(469,688.50)	1.72	1.72	2.23
US TREASURY N/B	DTD 12/15/2016 1.375% 12/15/2019	912828U73	25,000,000.00	SOC GEN		98.49	24,622,075.00	(326,167.19)	(336,091.75)	1.75	1.75	2.24





## Managed Account Fair Market Value & Analytics

For the Month Ending February 28, 2018

SAN BERNARDINO COUNTY - 76990800

Security Type/Description	Dated Date/Coupon/Maturity	CUSIP	Par	Broker	Next Call Date	Market Price	Market Value	Unreal G/L On Cost	Unreal G/L Amort Cost	Effective Duration	Duration to Worst at Mkt	YTM
U.S. Treasury Bond / Note												
US TREASURY N/B NOTES	DTD 01/17/2017 1.375% 01/15/2020	912828V31	50,000,000.00	MORGANST		98.38	49,191,400.00	(185,553.13)	(222,904.00)	1.84	1.84	2.26
US TREASURY NOTES	DTD 02/15/2017 1.375% 02/15/2020	912828W22	50,000,000.00	BARCLAYS		98.27	49,136,700.00	(201,190.63)	(238,952.00)	1.92	1.92	2.28
US TREASURY NOTES	DTD 03/02/2015 1.375% 02/29/2020	912828J50	25,000,000.00	BNP DIR		98.23	24,558,600.00	(299,798.44)	(348,617.00)	1.96	1.96	2.28
US TREASURY NOTES	DTD 04/30/2015 1.375% 04/30/2020	912828K58	50,000,000.00	MORGANST		98.02	49,007,800.00	(667,981.25)	(778,202.50)	2.11	2.11	2.32
US TREASURY NOTES	DTD 04/30/2013 1.125% 04/30/2020	912828VA5	50,000,000.00	BMO		97.48	48,742,200.00	(78,112.50)	(118,013.50)	2.12	2.12	2.32
US TREASURY NOTES	DTD 08/16/2010 2.625% 08/15/2020	912828NT3	25,000,000.00	BNP DIR		100.62	25,155,275.00	(566,404.69)	(336,452.75)	2.37	2.37	2.36
US TREASURY NOTES	DTD 10/31/2013 1.750% 10/31/2020	912828WC0	50,000,000.00	BARCLAYS		98.34	49,171,900.00	(824,193.75)	(824,680.00)	2.57	2.57	2.39
US TREASURY NOTES	DTD 11/30/2015 1.625% 11/30/2020	912828M98	25,000,000.00	BARCLAYS		97.95	24,486,325.00	(269,534.38)	(341,582.75)	2.66	2.66	2.40
US TREASURY N/B	DTD 02/29/2016 1.125% 02/28/2021	912828P87	25,000,000.00	BARCLAYS		96.20	24,050,775.00	(323,248.44)	(370,459.25)	2.92	2.92	2.45
US TREASURY NOTES	DTD 05/31/2016 1.375% 05/31/2021	912828R77	25,000,000.00	RBC CAP		96.55	24,138,675.00	(196,285.94)	(369,194.50)	3.14	3.14	2.48
US TREASURY NOTES	DTD 06/02/2014 2.000% 05/31/2021	912828WN6	50,000,000.00	BARCLAYS		98.51	49,255,850.00	(1,191,415.63)	(1,071,703.50)	3.11	3.11	2.48
US TREASURY N/B	DTD 09/30/2016 1.125% 09/30/2021	912828T34	25,000,000.00	MIZUHO		95.21	23,803,700.00	(394,542.19)	(445,149.75)	3.46	3.46	2.53
US TREASURY NOTES	DTD 12/01/2014 1.875% 11/30/2021	912828G53	25,000,000.00	BMO		97.64	24,411,125.00	(323,250.00)	(384,970.75)	3.58	3.58	2.54
US TREASURY NOTES	DTD 02/02/2015 1.500% 01/31/2022	912828H86	50,000,000.00	TD SEC U		96.02	48,009,750.00	(769,546.88)	(1,014,959.00)	3.77	3.77	2.57
US TREASURY N/B NOTES	DTD 02/28/2017 1.875% 02/28/2022	912828W55	25,000,000.00	CITIGRP		97.34	24,333,975.00	(489,267.19)	(499,585.25)	3.82	3.82	2.58
US TREASURY N/B NOTES	DTD 11/02/2015 1.875% 10/31/2022	912828M49	25,000,000.00	BMO_DIR		96.68	24,169,925.00	(569,332.81)	(582,139.25)	4.40	4.40	2.64
<b>Security Type Sub-Total</b>			<b>1,150,000,000.00</b>				<b>1,130,003,925.00</b>	<b>(13,100,667.24)</b>	<b>(13,700,367.75)</b>	<b>2.02</b>	<b>2.02</b>	<b>2.29</b>



## Managed Account Fair Market Value & Analytics

For the Month Ending February 28, 2018

SAN BERNARDINO COUNTY - 76990800

Security Type/Description	Dated Date/Coupon/Maturity	CUSIP	Par	Broker	Next Call Date	Market Price	Market Value	Unreal G/L On Cost	Unreal G/L Amort Cost	Effective Duration	Duration to Worst at Mkt	YTM
<b>Supra-National Agency Bond / Note</b>												
INTL BANK OF RECON AND DEV GLOBAL NOTES		459058DNO	25,000,000.00	DEUTSCHE		99.95	24,987,700.00	(152,300.00)	(19,637.25)	0.11	0.11	1.88
DTD 04/10/2014 1.375% 04/10/2018												
INTL BANK OF RECON AND DEV GLOBAL NOTES		459058EJ8	25,000,000.00	TOR DOM		99.75	24,938,625.00	140,175.00	(37,594.50)	0.29	0.29	1.86
DTD 04/30/2015 1.000% 06/15/2018												
INTL BANK OF RECON AND DEV GLOBAL NOTES		459058EJ8	25,000,000.00	DEUTSCHE		99.75	24,938,625.00	140,125.00	(37,600.50)	0.29	0.29	1.86
DTD 04/30/2015 1.000% 06/15/2018												
INTL BANK OF RECON AND DEV GLOBAL NOTES		459058EJ8	40,000,000.00	BMO		99.75	39,901,800.00	(106,600.00)	(99,394.00)	0.29	0.29	1.86
DTD 04/30/2015 1.000% 06/15/2018												
INTL BANK OF RECON AND DEV GLOBAL NOTES		459058EJ8	50,000,000.00	BARCLAYS		99.75	49,877,250.00	(37,250.00)	(114,725.00)	0.29	0.29	1.86
DTD 04/30/2015 1.000% 06/15/2018												
INTL BANK OF RECON AND DEV SN NOTES		459058FE8	25,000,000.00	BNP DIR		99.58	24,895,875.00	6,068.25	(84,323.00)	0.38	0.38	1.97
DTD 04/19/2016 0.875% 07/19/2018												
INTL BANK OF RECON AND DEV SN NOTES		459058FE8	50,000,000.00	BKWEST		99.58	49,791,750.00	(119,750.00)	(193,024.00)	0.38	0.38	1.97
DTD 04/19/2016 0.875% 07/19/2018												
INTER-AMERICAN DEVELOPMENT BANK		4581X0BR8	25,000,000.00	BKWEST		99.86	24,964,450.00	(406,139.25)	(116,362.50)	0.48	0.48	2.07
DTD 08/24/2011 1.750% 08/24/2018												
INTL BANK OF RECON AND DEV GLOBAL NOTES		459058ERO	50,000,000.00	BK AMER		99.37	49,684,250.00	(230,750.00)	(298,666.00)	0.59	0.59	2.06
DTD 10/07/2015 1.000% 10/05/2018												
INTL BK OF REC & DEV NOTE (EX-CALLABLE)		459058FC2	25,000,000.00	DEUTSCHE		98.86	24,716,175.00	(231,325.00)	(263,411.75)	1.14	1.14	2.25
DTD 04/26/2016 1.250% 04/26/2019												
INTER-AMERICAN DEVELOPMENT BANK		458182DX7	25,000,000.00	BNP DIR		98.51	24,627,500.00	(215,375.00)	(308,174.25)	1.19	1.19	2.26
DTD 04/12/2016 1.000% 05/13/2019												
INTER-AMERICAN DEVELOPMENT BANK		458182DX7	100,000,000.00	BMO		98.51	98,510,000.00	(1,190,000.00)	(1,372,096.00)	1.19	1.19	2.26
DTD 04/12/2016 1.000% 05/13/2019												
INTL BANK OF RECON AND DEV		45905UUV4	50,000,000.00	TOR DOM		98.50	49,250,000.00	(750,000.00)	(750,000.00)	1.38	1.38	2.52
DTD 01/25/2016 1.430% 07/25/2019												



**Managed Account Fair Market Value & Analytics**

For the Month Ending February 28, 2018

SAN BERNARDINO COUNTY - 76990800

Security Type/Description	Dated Date/Coupon/Maturity	CUSIP	Par	Broker	Next Call Date	Market Price	Market Value	Unreal G/L On Cost	Unreal G/L Amort Cost	Effective Duration	Duration to Worst at Mkt	YTM
<b>Supra-National Agency Bond / Note</b>												
INTL BANK OF RECON AND DEV GLOBAL		459058EV1	25,000,000.00	BARCLAYS		98.56	24,639,625.00	(239,625.00)	(311,205.00)	1.39	1.39	2.29
NOTES												
DTD 01/28/2016 1.250% 07/26/2019												
INTL BANK OF RECON AND DEV SN NOTE		459058FK4	50,000,000.00	TOR DOM		97.94	48,970,800.00	(936,700.00)	(985,247.00)	1.44	1.44	2.31
DTD 07/13/2016 0.875% 08/15/2019												
INTER-AMERICAN DEVELOPMENT BANK		4581XOCR7	25,000,000.00	DEUTSCHE		98.28	24,571,050.00	(79,950.00)	(279,540.25)	1.59	1.59	2.33
DTD 10/15/2015 1.250% 10/15/2019												
INTER-AMERICAN DEVELOPMENT BANK		4581XOCR7	25,000,000.00	TOR DOM		98.28	24,571,050.00	(174,950.00)	(311,752.25)	1.59	1.59	2.33
DTD 10/15/2015 1.250% 10/15/2019												
INTL BANK OF RECON AND DEV GLOBAL		459058FS7	50,000,000.00	CITIGRP		97.90	48,947,850.00	(946,650.00)	(992,122.50)	1.71	1.71	2.36
NOTES												
DTD 10/27/2016 1.125% 11/27/2019												
INTL BANK OF RECON AND DEV GLOBAL		459058FA6	25,000,000.00	TOR DOM		97.87	24,468,500.00	(455,000.00)	(491,161.00)	2.03	2.03	2.42
NOTES												
DTD 03/30/2016 1.375% 03/30/2020												
INTL BK RECON & DEVELOP NOTES		459058FZ1	25,000,000.00	BNP		98.83	24,708,325.00	(269,925.00)	(276,348.25)	2.08	2.08	2.44
DTD 03/21/2017 1.875% 04/21/2020												
INTER-AMERICAN DEVEL BK NOTE		4581XOCX4	25,000,000.00	RBC		98.45	24,612,550.00	(328,200.00)	(344,835.25)	2.14	2.14	2.35
DTD 04/12/2017 1.625% 05/12/2020												
INTL BANK OF RECON AND DEV GLOBAL		459058GA5	25,000,000.00	JPMCHASE		97.87	24,467,550.00	(527,200.00)	(528,082.00)	2.43	2.43	2.50
NOTES												
DTD 08/29/2017 1.625% 09/04/2020												
INTL FINANCE CORP NOTE		459050KCM0	25,000,000.00	BK AMER		99.07	24,766,550.00	(159,950.00)	(162,329.00)	2.79	2.79	2.58
DTD 01/25/2018 2.250% 01/25/2021												
INTL BANK OF RECON AND DEV GLOBAL		459058GF4	20,000,000.00	DEUTSCHE		98.02	19,603,980.00	(351,020.00)	(353,365.80)	3.60	3.60	2.68
NOTES												
DTD 12/13/2017 2.125% 12/13/2021												
<b>Security Type Sub-Total</b>			<b>835,000,000.00</b>				<b>825,411,830.00</b>	<b>(7,622,291.00)</b>	<b>(8,730,997.05)</b>	<b>1.18</b>	<b>1.18</b>	<b>2.21</b>

<b>NOW Account</b>												
BANK OF THE WEST MONEY MARKET FUND		BKOFWEST7	2,000.00	DIRECT		1.00	2,000.00	0.00	0.00	0.00	0.00	1.58
BANK OF THE WEST MONEY MARKET FUND		BKOFWEST7	14,998,000.00	DIRECT		1.00	14,998,000.00	0.00	0.00	0.00	0.00	1.58
BANK OF THE WEST MONEY MARKET FUND		BKOFWEST7	20,000,000.00	DIRECT		1.00	20,000,000.00	0.00	0.00	0.00	0.00	1.58



**Managed Account Fair Market Value & Analytics**

For the Month Ending February 28, 2018

SAN BERNARDINO COUNTY - 76990800

Security Type/Description	Dated Date/Coupon/Maturity	CUSIP	Next Call Date	Market Price	Market Value	Unreal G/L On Cost	Unreal G/L Amort Cost	Effective Duration	Duration to Worst at Mkt	YTM
<b>NOW Account</b>										
BANK OF THE WEST MONEY MARKET FUND	BKOFWEST7	35,000,000.00	DIRECT	1.00	35,000,000.00	0.00	0.00	0.00	0.00	1.58
BANK OF THE WEST MONEY MARKET FUND	BKOFWEST7	50,000,000.00	DIRECT	1.00	50,000,000.00	0.00	0.00	0.00	0.00	1.58
BANK OF THE WEST MONEY MARKET FUND	BKOFWEST7	80,000,000.00	DIRECT	1.00	80,000,000.00	0.00	0.00	0.00	0.00	1.58
<b>Security Type Sub-Total</b>		<b>200,000,000.00</b>			<b>200,000,000.00</b>	<b>0.00</b>	<b>0.00</b>	<b>0.00</b>	<b>0.00</b>	<b>1.58</b>

<b>Money Market Mutual Fund</b>										
FIDELITY GOV'T MM FUND 2642	31607A703	1,000,000.00		1.00	1,000,000.00	0.00	0.00	0.00	0.00	1.26
FEDERATED GOVT OBLIGATIONS FUND	608919718	1,000,000.00		1.00	1,000,000.00	0.00	0.00	0.00	0.00	1.24
<b>Security Type Sub-Total</b>		<b>2,000,000.00</b>			<b>2,000,000.00</b>	<b>0.00</b>	<b>0.00</b>	<b>0.00</b>	<b>0.00</b>	<b>1.25</b>

<b>Joint Powers Authority</b>										
CALIFORNIA ASSET MANAGEMENT PROGRAM	CAMPMF025	18,000,000.00	DIRECT	1.00	18,000,000.00	0.00	0.00	0.00	0.00	1.52
CALIFORNIA ASSET MANAGEMENT PROGRAM	CAMPMF025	24,000,000.00	DIRECT	1.00	24,000,000.00	0.00	0.00	0.00	0.00	1.52
CALIFORNIA ASSET MANAGEMENT PROGRAM	CAMPMF025	45,000,000.00	DIRECT	1.00	45,000,000.00	0.00	0.00	0.00	0.00	1.52
CALIFORNIA ASSET MANAGEMENT PROGRAM	CAMPMF025	50,000,000.00	DIRECT	1.00	50,000,000.00	0.00	0.00	0.00	0.00	1.52
CALIFORNIA ASSET MANAGEMENT PROGRAM	CAMPMF025	50,000,000.00	DIRECT	1.00	50,000,000.00	0.00	0.00	0.00	0.00	1.52
<b>Security Type Sub-Total</b>		<b>187,000,000.00</b>			<b>187,000,000.00</b>	<b>0.00</b>	<b>0.00</b>	<b>0.00</b>	<b>0.00</b>	<b>1.52</b>

<b>Federally Insured Cash Account</b>										
STONECASTLE FICA	FICAMF003	50,000,000.00	OTHER	1.00	50,000,000.00	0.00	0.00	0.00	0.00	0.95
<b>Security Type Sub-Total</b>		<b>50,000,000.00</b>			<b>50,000,000.00</b>	<b>0.00</b>	<b>0.00</b>	<b>0.00</b>	<b>0.00</b>	<b>0.95</b>

<b>Federal Agency Discount Note</b>										
FEDERAL FARM CREDIT BANKS DISC NOTE	313313C63	15,000,000.00	UBS	99.12	14,868,440.10	39,123.43	(21,193.20)	0.47	0.47	1.84
--	0.000% 08/20/2018									



## Managed Account Fair Market Value & Analytics

For the Month Ending February 28, 2018

**SAN BERNARDINO COUNTY - 76990800**

Security Type/Description	Dated Date/Coupon/Maturity	CUSIP	Par	Broker	Next Call Date	Market Price	Market Value	Unreal G/L On Cost	Unreal G/L Amort Cost	Effective Duration	Duration to Worst at Mkt	YTM
<b>Security Type Sub-Total</b>			<b>15,000,000.00</b>				<b>14,868,440.10</b>	<b>39,123.43</b>	<b>(21,193.20)</b>	<b>0.47</b>	<b>0.47</b>	<b>1.84</b>
<b>Federal Agency Bond / Note</b>												
FHLB NOTES	DTD 02/18/2016 0.875% 03/19/2018	3130A7CX1	25,000,000.00	BARCLAYS		99.97	24,992,350.00	100.00	(7,462.00)	0.05	0.05	1.54
FNMA NOTE	DTD 03/04/2016 0.875% 03/28/2018	3135G0J61	50,000,000.00	CITIGRP		99.97	49,982,950.00	82,950.00	(13,391.00)	0.08	0.08	1.37
FHLMC REFERENCE NOTES	DTD 04/07/2016 0.750% 04/09/2018	3137EAEA3	50,000,000.00	WELLSFAR		99.93	49,962,900.00	41,400.00	(32,942.50)	0.11	0.11	1.47
FFCB NOTES	DTD 04/12/2016 0.750% 04/18/2018	3133EF3B1	50,000,000.00	WELLSFAR		99.90	49,950,200.00	18,200.00	(45,369.50)	0.13	0.13	1.53
FHLB NOTES	DTD 02/27/2015 1.125% 04/25/2018	3130A4GJ5	30,000,000.00	MORGANST		99.93	29,977,500.00	(8,700.00)	(21,830.10)	0.15	0.15	1.65
FHLB NOTES	DTD 05/04/2015 1.000% 05/04/2018	3130A57K9	25,000,000.00	WELLSFAR		99.89	24,971,550.00	(34,950.00)	(28,833.75)	0.18	0.18	1.67
FFCB NOTES	DTD 05/11/2015 1.030% 05/11/2018	3133EEJ50	25,000,000.00	DAIWA		99.88	24,969,000.00	(11,500.00)	(29,719.50)	0.20	0.20	1.68
FFCB NOTES	DTD 05/11/2015 1.030% 05/11/2018	3133EEJ50	25,000,000.00	JPMCHASE		99.88	24,969,000.00	14,425.00	(28,015.50)	0.20	0.20	1.68
FHLB NOTES	DTD 05/04/2012 1.250% 06/08/2018	313379DT3	25,000,000.00	DEUTSCHE		99.85	24,963,625.00	(261,375.00)	(65,745.00)	0.27	0.27	1.81
FHLB NOTES	DTD 05/27/2016 0.875% 06/29/2018	3130A8BD4	35,000,000.00	CITIGRP		99.71	34,898,745.00	(16,905.00)	(87,906.35)	0.33	0.33	1.77
FNMA NOTES (EX-CALLABLE) GLOBAL NOTES	DTD 07/27/2016 0.875% 07/27/2018	3135G0M75	28,325,000.00	JPMCHASE		99.62	28,218,752.93	(46,764.57)	(94,080.35)	0.41	0.41	1.81
FHLB NOTES	DTD 07/08/2016 0.625% 08/07/2018	3130A8PK3	25,000,000.00	BARCLAYS		99.49	24,871,575.00	(76,425.00)	(117,528.50)	0.43	0.43	1.82
FHLB NOTES	DTD 08/07/2015 1.125% 09/14/2018	3130A6AE7	25,000,000.00	TOR DOM		99.54	24,885,825.00	(186,175.00)	(134,255.25)	0.54	0.54	1.97
FHLMC REFERENCE NOTES	DTD 09/16/2016 0.875% 10/12/2018	3137EAED7	50,000,000.00	BARCLAYS		99.34	49,669,150.00	(309,350.00)	(324,423.00)	0.61	0.61	1.95
FNMA BENCHMARK NOTE	DTD 09/01/2015 1.125% 10/19/2018	3135G0E58	12,000,000.00	ICAP		99.47	11,935,800.00	(36,840.00)	(58,538.88)	0.63	0.63	1.97



## Managed Account Fair Market Value & Analytics

For the Month Ending February 28, 2018

SAN BERNARDINO COUNTY - 76990800

Security Type/Description	Dated Date/Coupon/Maturity	CUSIP	Par	Broker	Next Call Date	Market Price	Market Value	Unreal G/L On Cost	Unreal G/L Amort Cost	Effective Duration	Duration to Worst at Mkt	YTM
<b>Federal Agency Bond / Note</b>												
FNMA BENCHMARK NOTE	DTD 09/01/2015 1.125% 10/19/2018	3135G0E58	25,000,000.00	DEUTSCHE		99.47	24,866,250.00	(77,000.00)	(122,007.75)	0.63	0.63	1.97
FHLMC NOTES (EX-CALLABLE)	DTD 04/26/2016 1.050% 10/26/2018	3134G8YU7	50,000,000.00	JPMCHASE		99.33	49,662,850.00	(302,150.00)	(327,924.00)	0.65	0.65	2.08
FHLB NOTES	DTD 12/08/2016 1.250% 01/16/2019	3130AAE46	50,000,000.00	BK AMER		99.28	49,640,200.00	(357,800.00)	(358,895.00)	0.87	0.87	2.08
FNMA BENCHMARK NOTE	DTD 02/23/2016 1.000% 02/26/2019	3135G0J53	25,000,000.00	JPMCHASE		98.92	24,729,425.00	(211,575.00)	(251,023.00)	0.98	0.98	2.11
FHLMC NOTES (CALLABLE)	DTD 02/28/2017 1.375% 02/28/2019	3134GA6H2	25,000,000.00	MORGANST		99.23	24,807,750.00	(192,250.00)	(192,250.00)	0.99	0.99	2.16
FEDERAL HOME LOAN BANK NOTES	DTD 02/06/2012 1.500% 03/08/2019	3133782M2	25,000,000.00	DEUTSCHE		99.36	24,840,875.00	(210,875.00)	(185,475.50)	1.01	1.01	2.13
FEDERAL HOME LOAN BANK NOTES	DTD 02/06/2012 1.500% 03/08/2019	3133782M2	25,000,000.00	MORGANST		99.36	24,840,875.00	(211,625.00)	(186,939.75)	1.01	1.01	2.13
FHLB NOTES	DTD 03/10/2017 1.375% 03/18/2019	3130AAXX1	75,000,000.00	CITIGRP		99.23	74,424,750.00	(401,250.00)	(484,461.00)	1.03	1.03	2.11
FREDDIE MAC NOTES	DTD 03/21/2016 1.125% 04/15/2019	3137EADZ9	25,000,000.00	JPMCHASE		98.87	24,717,125.00	(274,625.00)	(279,806.50)	1.11	1.11	2.14
FFCB BONDS	DTD 04/17/2017 1.320% 04/17/2019	3133EHFK4	25,000,000.00	MORGANST		99.15	24,788,300.00	(189,950.00)	(199,366.25)	1.11	1.11	2.08
FEDERAL HOME LOAN BANK AGENCY NOTES	DTD 05/12/2017 1.375% 05/28/2019	3130ABF92	45,000,000.00	BK AMER		99.03	44,564,715.00	(350,235.00)	(383,290.65)	1.23	1.23	2.16
FHLB GLOBAL NOTE	DTD 06/03/2016 1.125% 06/21/2019	3130A8DB6	50,000,000.00	WELLSFAR		98.67	49,335,800.00	(643,200.00)	(655,093.00)	1.29	1.29	2.16
FFCB BONDS	DTD 07/24/2017 1.400% 07/24/2019	3133EHSC8	25,000,000.00	OTHER		98.93	24,731,800.00	(249,950.00)	(255,398.00)	1.38	1.38	2.18
FREDDIE MAC GLOBAL NOTES	DTD 07/30/2012 1.250% 08/01/2019	3137EADK2	23,347,000.00	MORGANST		98.70	23,043,138.80	(80,850.66)	(222,883.76)	1.40	1.40	2.18
FREDDIE MAC NOTES	DTD 07/19/2017 1.375% 08/15/2019	3137EAEH8	10,000,000.00	BNY		98.78	9,878,460.00	(99,940.00)	(104,874.10)	1.44	1.44	2.22
FREDDIE MAC NOTES	DTD 07/19/2017 1.375% 08/15/2019	3137EAEH8	75,000,000.00	JPM		98.78	74,088,450.00	(801,300.00)	(833,988.75)	1.44	1.44	2.22



## Managed Account Fair Market Value & Analytics

For the Month Ending February 28, 2018

SAN BERNARDINO COUNTY - 76990800

Security Type/Description	Dated Date/Coupon/Maturity	CUSIP	Par	Broker	Next Call Date	Market Price	Market Value	Unreal G/L On Cost	Unreal G/L Amort Cost	Effective Duration	Duration to Worst at Mkt	YTM
<b>Federal Agency Bond / Note</b>												
FNMA NOTES	DTD 09/02/2016 1.000% 08/28/2019	3135G0P49	50,000,000.00	DEUTSCHE		98.22	49,111,400.00	(810,600.00)	(849,360.00)	1.48	1.48	2.21
FREDDIE MAC GLOBAL NOTES	DTD 10/02/2012 1.250% 10/02/2019	3137EADM8	10,000,000.00	OTHER		98.46	9,845,600.00	(103,400.00)	(114,116.10)	1.56	1.56	2.24
FEDERAL HOME LOAN BANK NOTES	DTD 10/13/2017 1.500% 10/21/2019	3130ACM92	50,000,000.00	CITIGRP		98.75	49,374,800.00	(536,700.00)	(553,315.00)	1.61	1.61	2.28
FANNIE MAE GLOBAL NOTES	DTD 10/25/2016 1.000% 10/24/2019	3135G0R39	25,000,000.00	BARCLAYS		97.97	24,493,700.00	(439,300.00)	(469,213.00)	1.62	1.62	2.25
FHLB NOTES	DTD 11/17/2016 1.375% 11/15/2019	3130AA3R7	35,000,000.00	BK AMER		98.56	34,496,385.00	(495,565.00)	(498,985.20)	1.67	1.67	2.23
FFCB NOTES	DTD 12/12/2017 1.875% 12/12/2019	3133EH2S1	50,000,000.00	JEFFERIE		99.26	49,630,900.00	(319,785.50)	(325,119.00)	1.74	1.74	2.30
FHLB NOTES	DTD 12/30/2013 2.375% 12/13/2019	3130A0JR2	25,000,000.00	TD		100.14	25,033,925.00	(261,775.00)	(221,268.00)	1.74	1.74	2.30
FREDDIE MAC NOTES	DTD 01/17/2017 1.500% 01/17/2020	3137EAEES	25,000,000.00	CITIGRP		98.59	24,646,650.00	(326,350.00)	(336,308.25)	1.84	1.84	2.27
FNMA NOTES	DTD 01/12/2015 1.625% 01/21/2020	3135G0A78	25,000,000.00	TOR DOM		98.80	24,700,075.00	(304,025.00)	(301,907.00)	1.85	1.85	2.27
FHLB NOTES	DTD 02/09/2018 2.125% 02/11/2020	3130ADN32	75,000,000.00	BARCLAYS		99.61	74,704,500.00	(158,250.00)	(162,367.50)	1.90	1.90	2.33
FNMA NOTES	DTD 02/28/2017 1.500% 02/28/2020	3135G0T29	40,000,000.00	JPMCHASE		98.38	39,350,560.00	(623,840.00)	(632,315.20)	1.95	1.95	2.34
FHLMC AGENCY NOTES	DTD 04/20/2017 1.375% 04/20/2020	3137EAEF2	25,000,000.00	TD SEC U		98.06	24,514,300.00	(400,200.00)	(424,441.50)	2.09	2.09	2.31
FFCB BONDS	DTD 05/08/2017 1.550% 05/08/2020	3133EHJA2	25,000,000.00	JPM		98.23	24,556,650.00	(429,625.00)	(433,287.25)	2.13	2.13	2.38
FNMA NOTES	DTD 08/01/2017 1.500% 07/30/2020	3135G0T60	75,000,000.00	BARCLAYS		97.96	73,468,575.00	(1,304,175.00)	(1,347,566.25)	2.36	2.36	2.37
FHLB NOTES	DTD 09/08/2017 1.375% 09/28/2020	3130ACE26	40,000,000.00	BARCLAYS		97.44	38,975,880.00	(895,720.00)	(915,456.80)	2.50	2.50	2.40
FHLMC NOTES	DTD 11/15/2017 1.875% 11/17/2020	3137EAEK1	50,000,000.00	CITI		98.47	49,234,600.00	(717,400.00)	(722,003.50)	2.62	2.62	2.46
FHLB NOTES (CALLABLE)	DTD 01/29/2018 2.250% 01/29/2021	3130ADFV9	25,000,000.00	DEUTSCHE	01/29/20	99.30	24,824,625.00	(175,375.00)	(175,375.00)	2.71	2.80	2.50



## Managed Account Fair Market Value & Analytics

For the Month Ending February 28, 2018

SAN BERNARDINO COUNTY - 76990800

Security Type/Description	Dated Date/Coupon/Maturity	CUSIP	Par	Broker	Next Call Date	Market Price	Market Value	Unreal G/L On Cost	Unreal G/L Amort Cost	Effective Duration	Duration to Worst at Mkt	YTM
FREDDIE MAC NOTES	3137EAE19	50,000,000.00	BARCLAYS	99.62	49,810,650.00	(57,350.00)	(59,127.50)	2.84	2.84	2.84	2.84	2.51
DTD 02/16/2018 2.375% 02/16/2021												

**Security Type Sub-Total** **1,758,672,000.00** **1,742,953,461.73** **(13,845,920.73)** **(14,675,250.24)** **1.25** **1.25** **1.25** **2.09**

**Corporate Note**

BERKSHIRE HATHAWAY INC GLOBAL NOTES	084670BX5	10,000,000.00	WELLSFAR	99.57	9,956,580.00	(42,220.00)	(43,144.30)	0.45	0.45	0.45	0.45	2.12
DTD 08/15/2016 1.150% 08/15/2018												
MICROSOFT CORP NOTES	594918BF0	1,000,000.00	CITIGRP	99.35	993,509.00	(8,131.00)	(6,863.98)	0.67	0.67	0.67	0.67	2.27
DTD 11/03/2015 1.300% 11/03/2018												
MICROSOFT CORP NOTES	594918BF0	1,000,000.00	VINING	99.35	993,509.00	(8,161.00)	(6,870.79)	0.67	0.67	0.67	0.67	2.27
DTD 11/03/2015 1.300% 11/03/2018												
MICROSOFT CORP NOTES	594918BF0	3,500,000.00	ICAP	99.35	3,477,281.50	(28,143.50)	(23,952.32)	0.67	0.67	0.67	0.67	2.27
DTD 11/03/2015 1.300% 11/03/2018												
MICROSOFT CORP NOTES	594918BF0	4,500,000.00	MERRILL	99.35	4,470,790.50	(35,959.50)	(30,744.72)	0.67	0.67	0.67	0.67	2.27
DTD 11/03/2015 1.300% 11/03/2018												
MICROSOFT CORP NOTES	594918BF0	5,000,000.00	UBS AG	99.35	4,967,545.00	(39,505.00)	(34,058.50)	0.67	0.67	0.67	0.67	2.27
DTD 11/03/2015 1.300% 11/03/2018												
MICROSOFT CORP NOTES	594918BF0	5,000,000.00	BARCLAYS	99.35	4,967,545.00	(40,205.00)	(34,217.60)	0.67	0.67	0.67	0.67	2.27
DTD 11/03/2015 1.300% 11/03/2018												
MICROSOFT CORP NOTES	594918BF0	5,000,000.00	LOOP CAP	99.35	4,967,545.00	(40,955.00)	(34,388.05)	0.67	0.67	0.67	0.67	2.27
DTD 11/03/2015 1.300% 11/03/2018												
MICROSOFT CORP NOTES	594918BN3	20,000,000.00	MERRILL	98.23	19,646,280.00	(333,120.00)	(343,772.40)	1.42	1.42	1.42	1.42	2.35
DTD 08/08/2016 1.100% 08/08/2019												
WAL-MART STORES INC CORP NOTE	931142DY6	7,000,000.00	MORGANST	98.99	6,929,475.00	(70,385.00)	(70,401.52)	1.57	1.57	1.57	1.57	2.39
DTD 10/20/2017 1.750% 10/09/2019												
MICROSOFT CORP NOTES	594918BV5	15,000,000.00	BARCLAYS	98.93	14,839,305.00	(150,645.00)	(154,164.30)	1.89	1.89	1.89	1.89	2.42
DTD 02/06/2017 1.850% 02/06/2020												
JPMORGAN CHASE CORP NT FLOAT (CALLABLE)	48125LRM6	10,000,000.00	JPMCHASE	99.95	9,994,850.00	(5,150.00)	(5,150.00)	0.25	0.25	0.25	0.25	2.13
DTD 02/13/2018 2.070% 02/13/2020												





## Managed Account Fair Market Value & Analytics

For the Month Ending February 28, 2018

SAN BERNARDINO COUNTY - 76990800

Security Type/Description	CUSIP	Par	Broker	Next Call Date	Market Price	Market Value	Unreal G/L On Cost	Unreal G/L Amort Cost	Effective Duration	Duration to Worst at Mkt	YTM
<b>Corporate Note</b>											
US BANK NA CORPORATE BOND (CALLABLE)	90331HNG4	40,000,000.00	MORGANST	09/23/20	98.08	39,233,840.00	(758,160.00)	(759,070.80)	2.54	2.54	2.80
DTD 10/24/2017 2.050% 10/23/2020											
JOHNSON & JOHNSON CORP NOTE	478160CH5	3,000,000.00	JPM		98.56	2,956,857.00	(39,933.00)	(40,254.81)	2.60	2.60	2.50
DTD 11/10/2017 1.950% 11/10/2020											
<b>Security Type Sub-Total</b>		<b>130,000,000.00</b>				<b>128,394,912.00</b>	<b>(1,600,673.00)</b>	<b>(1,587,054.09)</b>	<b>1.54</b>	<b>1.67</b>	<b>2.45</b>
<b>Commercial Paper</b>											
BNP PARIBAS NY BRANCH COMM PAPER	09659CC14	25,000,000.00	BNP DIR		100.00	24,999,025.00	84,906.94	(975.00)	0.00	0.00	1.40
DTD 06/05/2017 0.000% 03/01/2018											
TOYOTA MOTOR CREDIT CORP COMM PAPER	89233HC10	25,000,000.00	TOYOTA		100.00	24,999,000.00	79,555.56	(1,000.00)	0.00	0.00	1.44
DTD 09/18/2017 0.000% 03/01/2018											
BANK OF TOKYO MITSUBISHI UFJ LTD COMM PA	06538CC17	25,000,000.00	BTM_DIR		100.00	24,999,025.00	31,941.67	(975.00)	0.00	0.00	1.40
DTD 06/07/2017 0.000% 03/01/2018											
JP MORGAN SECURITIES LLC COMM PAPER	46640OC17	50,000,000.00	JPMCHASE		100.00	49,997,900.00	404,705.56	(2,100.00)	0.00	0.00	1.51
DTD 07/31/2017 0.000% 03/01/2018											
NATIXIS NY BRANCH COMM PAPER	63873KC13	125,000,000.00	OTHER		100.00	124,995,250.00	(62.50)	(4,750.00)	0.00	0.00	1.37
DTD 02/06/2018 0.000% 03/01/2018											
AMERICAN HONDA FINANCE COMM PAPER	02665KC21	40,000,000.00	BARCLAYS		99.99	39,996,760.00	129,060.00	(1,606.80)	0.01	0.01	1.46
-- 0.000% 03/02/2018											
AMERICAN HONDA FINANCE COMM PAPER	02665KC70	30,000,000.00	BARCLAYS		99.97	29,991,360.00	96,710.00	(1,290.00)	0.02	0.02	1.48
-- 0.000% 03/07/2018											
AMERICAN HONDA FINANCE COMM PAPER	02665KD61	25,000,000.00	MIZUHO		99.83	24,957,500.00	78,347.22	(4,000.00)	0.10	0.10	1.66
-- 0.000% 04/06/2018											
TOYOTA MOTOR CREDIT CORP COMM PAPER	89233HDL5	25,000,000.00	TOYOTA		99.76	24,938,900.00	31,066.67	(2,766.75)	0.14	0.14	1.73
DTD 11/20/2017 0.000% 04/20/2018											
BNP PARIBAS NY BRANCH COMM PAPER	09659CDL9	50,000,000.00	BNP DIR		99.76	49,879,750.00	84,000.00	(1,500.00)	0.14	0.14	1.70
DTD 10/26/2017 0.000% 04/20/2018											
JP MORGAN SECURITIES LLC COMM PAPER	46640OE15	25,000,000.00	JPMCHASE		99.69	24,922,075.00	86,783.33	(2,945.75)	0.17	0.17	1.82
DTD 09/06/2017 0.000% 05/01/2018											



## Managed Account Fair Market Value & Analytics

For the Month Ending February 28, 2018

SAN BERNARDINO COUNTY - 76990800

Security Type/Description	Dated Date/Coupon/Maturity	CUSIP	Par	Broker	Next Call Date	Market Price	Market Value	Unreal G/L On Cost	Unreal G/L Amort Cost	Effective Duration	Duration to Worst at Mkt	YTM
<b>Commercial Paper</b>												
TOYOTA MOTOR CREDIT CORP COMM PAPER		89233HE18	25,000,000.00	TOYOTA		99.69	24,923,050.00	31,175.00	(3,665.25)	0.17	0.17	1.79
-- 0.000% 05/01/2018												
COOPERATIVE RABOBANK U.A. COMM PAPER		21687BE15	50,000,000.00	RABO_DIR		99.70	49,847,950.00	145,352.78	(15,647.00)	0.17	0.17	1.77
-- 0.000% 05/01/2018												
DEXIA CREDIT LOCAL SA NY COMM PAPER		25214PCU5	25,000,000.00	DEXIA		99.69	24,921,237.50	76,056.94	(11,165.25)	0.17	0.17	1.81
DTD 12/11/2017 0.000% 05/02/2018												
BNP PARIBAS NY BRANCH COMM PAPER		09659CEW4	50,000,000.00	BNP DIR		99.49	49,744,450.00	93,575.00	(41,800.00)	0.25	0.25	2.03
DTD 09/05/2017 0.000% 05/30/2018												
TOYOTA MOTOR CREDIT CORP COMM PAPER		89233HEW0	50,000,000.00	TOYOTA		99.49	49,743,200.00	92,325.00	(43,050.00)	0.25	0.25	2.04
-- 0.000% 05/30/2018												
COOPERATIVE RABOBANK U.A. COMM PAPER		21687BEW7	50,000,000.00	RABO_DIR		99.50	49,748,350.00	89,308.33	(42,900.00)	0.25	0.25	2.00
-- 0.000% 05/30/2018												
JP MORGAN SECURITIES LLC COMM PAPER		46640OF14	25,000,000.00	JPMCHASE		99.46	24,864,900.00	77,545.83	(24,572.25)	0.25	0.25	2.10
DTD 09/05/2017 0.000% 06/01/2018												
COOPERATIVE RABOBANK U.A. COMM PAPER		21687BF14	25,000,000.00	RABO_DIR		99.48	24,871,225.00	64,870.83	(20,802.75)	0.25	0.25	2.00
-- 0.000% 06/01/2018												
DEXIA CREDIT LOCAL SA NY COMM PAPER		25214PCM3	25,000,000.00	DEXIA		99.28	24,819,100.00	55,988.89	(40,816.75)	0.34	0.34	2.12
DTD 12/05/2017 0.000% 07/02/2018												
JP MORGAN SECURITIES LLC COMM PAPER		46640OG21	25,000,000.00	JPMCHASE		99.27	24,817,950.00	71,179.17	(22,320.75)	0.34	0.34	2.13
DTD 10/05/2017 0.000% 07/02/2018												
JP MORGAN SECURITIES LLC COMM PAPER		46640OG21	25,000,000.00	JPMCHASE		99.27	24,817,950.00	241.67	(2,675.00)	0.34	0.34	2.13
DTD 10/05/2017 0.000% 07/02/2018												
BNP PARIBAS NY BRANCH COMM PAPER		09659CG28	25,000,000.00	BNP DIR		99.28	24,820,800.00	(950.00)	(2,387.50)	0.34	0.34	2.10
DTD 12/04/2017 0.000% 07/02/2018												
JP MORGAN SECURITIES COMM PAPER (FLOAT)		46640EGAO	25,000,000.00	JPMCHASE		100.00	25,000,000.00	0.00	0.00	0.08	0.57	1.79
DTD 01/29/2018 1.797% 09/28/2018												

<b>Security Type Sub-Total</b>	<b>870,000,000.00</b>	<b>867,616,707.50</b>	<b>1,903,683.89</b>	<b>(295,711.80)</b>	<b>0.14</b>	<b>0.15</b>	<b>1.74</b>
--------------------------------	-----------------------	-----------------------	---------------------	---------------------	-------------	-------------	-------------



## Managed Account Fair Market Value & Analytics

For the Month Ending February 28, 2018

SAN BERNARDINO COUNTY - 76990800

Security Type/Description	Dated Date/Coupon/Maturity	CUSIP	Par	Broker	Next Call Date	Market Price	Market Value	Unreal G/L On Cost	Unreal G/L Amort Cost	Effective Duration	Duration to Worst at Mkt	YTM
<b>Certificate of Deposit</b>												
BANK OF MONTREAL CHICAGO		06427KZR1	25,000,000.00	BMOCHI_D		100.00	24,999,925.75	(74.25)	(74.25)	0.00	0.00	1.47
DTD 06/01/2017 1.380% 03/01/2018												
BANK OF NOVA SCOTIA CERT DEPOS		06417GUZ9	25,000,000.00	BNS		100.00	24,999,918.75	(81.25)	(81.25)	0.00	0.00	1.47
DTD 06/01/2017 1.370% 03/01/2018												
WESTPAC BANKING CORP CD (FLOATING)		96121T3A4	50,000,000.00	ICAP		100.01	50,005,150.00	5,150.00	5,150.00	0.08	0.02	1.41
DTD 03/08/2017 1.875% 03/08/2018												
BANK OF NOVA SCOTIA HOUSTON CERT DEPOS		06417GD96	30,000,000.00	BNS		100.01	30,003,090.00	3,090.00	3,090.00	0.04	0.04	1.56
DTD 12/15/2017 1.700% 03/14/2018												
BANK OF NOVA SCOTIA HOUSTON CERT DEPOS		06417GE20	30,000,000.00	BNS		100.01	30,002,934.00	2,934.00	2,934.00	0.06	0.06	1.61
DTD 12/15/2017 1.700% 03/22/2018												
CBA AUSTRALIA NY FLOATING CERT DEPOS		20271EMG1	50,000,000.00	ICAP		99.97	49,983,250.00	(16,750.00)	(16,750.00)	0.08	0.06	2.07
DTD 03/23/2017 1.881% 03/23/2018												
WESTPAC BANKING CORP CD (FLOATING)		96121T3E6	25,000,000.00	ICAP		100.03	25,007,700.00	7,700.00	7,700.00	0.08	0.07	1.45
DTD 03/24/2017 1.861% 03/26/2018												
TORONTO DOMINION BANK NY CERT DEPOS		89113WF43	50,000,000.00	TOR DOM		99.96	49,980,134.50	(19,865.50)	(19,865.50)	0.09	0.09	1.67
DTD 04/03/2017 1.500% 04/02/2018												
NORDEA BK AB (PUBL)/NY CERT DEPOS		65590ARP3	50,000,000.00	ROYAL		99.98	49,989,699.00	(10,301.00)	(10,301.00)	0.14	0.14	1.74
DTD 01/24/2018 1.670% 04/20/2018												
BANK OF MONTREAL CHICAGO (FLOAT) CD		06427KVV5	50,000,000.00	BMO_DIR		99.93	49,964,250.00	(35,750.00)	(35,750.00)	0.08	0.19	2.23
DTD 04/11/2017 1.834% 05/10/2018												
ROYAL BANK OF CANADA NY CD (FLOAT)		78009NT89	25,000,000.00	ROYAL		100.03	25,008,325.00	8,325.00	8,325.00	0.08	0.24	1.62
DTD 05/25/2017 1.741% 05/25/2018												
US BANK NA CERT DEPOS		90333VWP2	50,000,000.00	US BANK		99.83	49,912,825.50	(87,174.50)	(87,174.50)	0.25	0.25	2.04
DTD 01/04/2018 1.700% 05/30/2018												
COOPERATIVE RABOBANK U.A. CERT DEPOS		21684B2C7	25,000,000.00	RABO_DIR		99.83	24,957,197.00	(42,803.00)	(42,803.00)	0.26	0.26	2.04
DTD 05/05/2017 1.480% 06/01/2018												
BANK OF MONTREAL CHICAGO FLOATING CD		06371EXS1	25,000,000.00	BMO_DIR		99.92	24,981,000.00	(19,000.00)	(19,000.00)	0.08	0.25	1.98
DTD 12/11/2017 1.708% 06/01/2018												



## Managed Account Fair Market Value & Analytics

For the Month Ending February 28, 2018

SAN BERNARDINO COUNTY - 76990800

Security Type/Description	Dated Date/Coupon/Maturity	CUSIP	Par	Broker	Next Call Date	Market Price	Market Value	Unreal G/L On Cost	Unreal G/L Amort Cost	Effective Duration	Duration to Worst at Mkt	YTM
<b>Certificate of Deposit</b>												
WESTPAC BANKING CORP NY FLOATING CD		96121T3M8	50,000,000.00	ICAP		100.10	50,050,350.00	50,350.00	50,350.00	0.25	0.25	1.08
DTD 06/02/2017 1.591% 06/01/2018												
SVENSKA HANDELSBANKEN NY FLOATING CD		86958JWE5	50,000,000.00	ICAP		99.94	49,968,250.00	(31,750.00)	(31,750.00)	0.08	0.25	1.98
DTD 12/04/2017 1.688% 06/01/2018												
BANK OF NOVA SCOTIA HOUSTON FLOATING CD		06417GC71	50,000,000.00	BNS		99.95	49,972,750.00	(27,250.00)	(27,250.00)	0.08	0.25	1.88
DTD 12/08/2017 1.698% 06/01/2018												
ROYAL BANK OF CANADA NY FLOAT CERT DEPOS		78009NU46	25,000,000.00	ROYAL		100.10	25,024,175.00	24,175.00	24,175.00	0.25	0.28	1.19
DTD 06/12/2017 1.679% 06/12/2018												
ROYAL BANK OF CANADA NY FLOAT CERT DEPOS		78009NV60	50,000,000.00	ROYAL		99.95	49,976,750.00	(23,250.00)	(23,250.00)	0.25	0.32	1.75
DTD 06/28/2017 1.816% 06/28/2018												
BANK OF MONTREAL CHICAGO CERT DEPOS		06371EDH7	25,000,000.00	BMO_DIR		99.75	24,937,465.75	(62,534.25)	(62,534.25)	0.33	0.33	2.11
DTD 07/03/2017 1.400% 07/02/2018												
WESTPAC BANKING CORP NY FLOATING CD		96121T3P1	25,000,000.00	ICAP		100.07	25,017,700.00	17,700.00	17,700.00	0.25	0.34	1.38
DTD 07/07/2017 1.785% 07/02/2018												
BANK OF NOVA SCOTIA HOUSTON FLOATING CD		06417GZQ4	25,000,000.00	BNS		99.88	24,970,250.00	(29,750.00)	(29,750.00)	0.08	0.38	1.95
DTD 10/19/2017 1.728% 07/19/2018												
BANK OF MONTREAL CHICAGO CERT DEPOS		06371EJ65	25,000,000.00	BMO_DIR		99.79	24,947,344.25	(52,655.75)	(52,655.75)	0.39	0.39	2.16
DTD 01/23/2018 1.900% 07/23/2018												
US BANK NA CINCINNATI CERT DEPOS		90333VVV9	50,000,000.00	BONY		99.77	49,886,715.50	(113,284.50)	(113,284.50)	0.39	0.39	2.16
DTD 01/22/2018 1.880% 07/23/2018												
CBA AUSTRALIA NY FLOATING CERT DEPOS		20271EML0	50,000,000.00	ICAP		99.80	49,899,250.00	(100,750.00)	(100,750.00)	0.08	0.42	2.23
DTD 07/25/2017 1.718% 08/01/2018												



## Managed Account Fair Market Value & Analytics

For the Month Ending February 28, 2018

SAN BERNARDINO COUNTY - 76990800

Security Type/Description	Dated Date/Coupon/Maturity	CUSIP	Par	Broker	Next Call Date	Market Price	Market Value	Unreal G/L On Cost	Unreal G/L Amort Cost	Effective Duration	Duration to Worst at Mkt	YTM
<b>Certificate of Deposit</b>												
SVENSKA HANDELSBANKEN NY CERT DEPOS	02/28/2018	869581ZP7	50,000,000.00	RBC		99.96	49,977,940.50	(23,119.33)	(23,112.50)	0.42	0.42	2.18
TORONTO DOMINION BANK NY FLOATING CD	07/07/2017	89113W5C6	50,000,000.00	TD SEC U		100.01	50,005,300.00	5,300.00	5,300.00	0.08	0.43	1.75
BANK OF NOVA SCOTIA HOUSTON FLOATING CD	09/26/2017	06417GYW2	25,000,000.00	JEFFERIE		99.84	24,960,000.00	(40,000.00)	(40,000.00)	0.08	0.56	1.96
BANK OF MONTREAL CHICAGO CERT DEPOS	12/18/2017	06371EZH3	25,000,000.00	BMO_DIR		99.67	24,917,626.25	(82,373.75)	(82,373.75)	0.78	0.78	2.39
CBA AUSTRALIA NY FLOATING CERT DEPOS	12/19/2017	20271EMZ9	25,000,000.00	ICAP		99.74	24,935,625.00	(64,375.00)	(64,375.00)	0.08	0.79	2.11
WESTPAC BANKING CORP NY FLOATING CD	12/19/2017	96121T5H7	25,000,000.00	JEFFERIE		99.87	24,966,500.00	(33,500.00)	(33,500.00)	0.08	0.80	1.95
ROYAL BANK OF CANADA NY FLOAT CERT DEPOS	01/03/2018	78009N5Z5	25,000,000.00	ROYAL		99.99	24,998,200.00	(1,800.00)	(1,800.00)	0.08	0.83	1.82
TORONTO DOMINION BANK NY CERT DEPOS	01/25/2019	89113XVC5	25,000,000.00	TOR DOM		99.73	24,933,459.00	(66,541.00)	(66,541.00)	0.90	0.90	2.44
CBA AUSTRALIA FLOATING CERT DEPOS	02/27/2018	20271ENES	50,000,000.00	ICAP		99.98	49,988,000.00	(12,000.00)	(12,000.00)	0.08	0.98	1.94
<b>Security Type Sub-Total</b>			<b>1,235,000,000.00</b>			<b>1,234,129,050.75</b>	<b>(872,009.08)</b>	<b>(872,002.25)</b>		<b>0.18</b>	<b>0.33</b>	<b>1.85</b>
<b>Managed Account Sub-Total</b>			<b>6,432,672,000.00</b>			<b>6,382,378,327.08</b>	<b>(35,098,753.73)</b>	<b>(39,882,576.38)</b>		<b>0.94</b>	<b>0.97</b>	<b>2.01</b>



**Managed Account Fair Market Value & Analytics**

For the Month Ending **February 28, 2018**

SAN BERNARDINO COUNTY - 76990800

Securities Sub-Total	\$6,432,672,000.00	\$6,382,378,327.08 (\$35,098,753.73) (\$39,882,576.38)	0.94	0.97	2.01%
Accrued Interest		\$15,085,041.14			
Total Investments		\$6,397,463,368.22			



**Managed Account Security Transactions & Interest**

For the Month Ending February 28, 2018

SAN BERNARDINO COUNTY - 76990800

Transaction Type	Trade	Settle	Security Description	CUSIP	Par	Principal Proceeds	Accrued Interest	Total	Realized G/L Cost	Realized G/L Amort Cost	Sale Method
BUY	01/31/18	02/01/18	US TREASURY NOTES DTD 04/30/2013 1.125% 04/30/2020	912828VA5	50,000,000.00	(48,820,312.50)	(144,509.67)	(48,964,822.17)			
	02/01/18	02/01/18	COOPERATIVE RABOBANK U.A. COMM PAPER	21687BB26	150,000,000.00	(149,994,083.33)	0.00	(149,994,083.33)			
	02/01/18	02/01/18	DTD 05/11/2017 0.000% 02/02/2018 NATIXIS US BRANCH COMM PAPER	63873KB22	55,000,000.00	(54,997,845.83)	0.00	(54,997,845.83)			
	02/02/18	02/02/18	-- 0.000% 02/02/2018 COOPERATIVE RABOBANK U.A. COMM PAPER	21687BB59	150,000,000.00	(149,982,250.00)	0.00	(149,982,250.00)			
	02/02/18	02/02/18	-- 0.000% 02/05/2018 NATIXIS NY BRANCH	63873KB55	50,000,000.00	(49,994,125.00)	0.00	(49,994,125.00)			
	02/05/18	02/05/18	DTD 09/07/2017 0.000% 02/05/2018 NATIXIS US BRANCH COMM PAPER	63873KB63	50,000,000.00	(49,998,041.67)	0.00	(49,998,041.67)			
	02/05/18	02/05/18	-- 0.000% 02/06/2018 COOPERATIVE RABOBANK U.A. COMM PAPER	21687BB67	150,000,000.00	(149,994,083.33)	0.00	(149,994,083.33)			
	02/06/18	02/06/18	-- 0.000% 02/06/2018 COOPERATIVE RABOBANK U.A. COMM PAPER	21687BB75	150,000,000.00	(149,994,083.33)	0.00	(149,994,083.33)			
	02/06/18	02/06/18	DTD 02/02/2018 0.000% 02/07/2018 NATIXIS US BRANCH COMM PAPER	63873KB71	50,000,000.00	(49,998,041.67)	0.00	(49,998,041.67)			
	02/07/18	02/07/18	-- 0.000% 02/07/2018 COOPERATIVE RABOBANK U.A. COMM PAPER	21687BB83	150,000,000.00	(149,994,083.33)	0.00	(149,994,083.33)			
	02/07/18	02/07/18	DTD 02/01/2018 0.000% 02/08/2018 NATIXIS US BRANCH COMM PAPER	63873KB89	50,000,000.00	(49,998,041.67)	0.00	(49,998,041.67)			
	02/08/18	02/08/18	-- 0.000% 02/08/2018 NATIXIS US BRANCH COMM PAPER	63873KB97	50,000,000.00	(49,998,041.67)	0.00	(49,998,041.67)			
	02/08/18	02/08/18	-- 0.000% 02/09/2018 COOPERATIVE RABOBANK U.A. COMM PAPER	21687BB91	150,000,000.00	(149,994,083.33)	0.00	(149,994,083.33)			
	02/08/18	02/09/18	-- 0.000% 02/09/2018 FHLB NOTES	3130ADN32	75,000,000.00	(74,862,750.00)	0.00	(74,862,750.00)			
			DTD 02/09/2018 2.125% 02/11/2020								



**Managed Account Security Transactions & Interest**

For the Month Ending February 28, 2018

SAN BERNARDINO COUNTY - 76990800

Transaction Type	Trade	Settle	Security Description	CUSIP	Par	Principal Proceeds	Accrued Interest	Total	Realized G/L Cost	Realized G/L Amort Cost	Sale Method
<b>BUY</b>											
	02/08/18	02/13/18	JPMORGAN CHASE CORP NT FLOAT (CALLABLE)	48125LRM6	10,000,000.00	(10,000,000.00)	0.00	(10,000,000.00)			
			DTD 02/13/2018 2.070% 02/13/2020								
	02/09/18	02/09/18	COOPERATIVE RABOBANK U.A. COMM PAPER	21687BBC4	110,000,000.00	(109,986,983.33)	0.00	(109,986,983.33)			
			-- 0.000% 02/12/2018								
	02/12/18	02/12/18	COOPERATIVE RABOBANK U.A. COMM PAPER	21687BBD2	102,000,000.00	(101,995,976.67)	0.00	(101,995,976.67)			
			-- 0.000% 02/13/2018								
	02/13/18	02/13/18	COOPERATIVE RABOBANK U.A. COMM PAPER	21687BBE0	70,000,000.00	(69,997,238.89)	0.00	(69,997,238.89)			
			DTD 02/12/2018 0.000% 02/14/2018								
	02/14/18	02/14/18	COOPERATIVE RABOBANK U.A. COMM PAPER	21687BBF7	69,000,000.00	(68,997,278.33)	0.00	(68,997,278.33)			
			DTD 02/01/2018 0.000% 02/15/2018								
	02/15/18	02/15/18	NATTIXIS NY BRANCH COMM PAPER	63873KBG1	66,000,000.00	(65,997,378.33)	0.00	(65,997,378.33)			
			-- 0.000% 02/16/2018								
	02/15/18	02/16/18	FREDDIE MAC NOTES	3137EAE19	50,000,000.00	(49,868,000.00)	0.00	(49,868,000.00)			
			DTD 02/16/2018 2.375% 02/16/2021								
	02/22/18	02/27/18	CBA AUSTRALIA FLOATING CERT DEPOS	20271ENES	50,000,000.00	(50,000,000.00)	0.00	(50,000,000.00)			
			DTD 02/27/2018 1.911% 02/27/2019								
	02/27/18	02/27/18	JP MORGAN SECURITIES LLC COMM PAPER	466400G21	25,000,000.00	(24,817,708.33)	0.00	(24,817,708.33)			
			DTD 10/05/2017 0.000% 07/02/2018								
	02/28/18	02/28/18	SVENSKA HANDELSBANKEN NY CERT DEPOS	869581ZP7	50,000,000.00	(50,001,059.83)	0.00	(50,001,059.83)			
			DTD 02/28/2018 2.125% 08/01/2018								
	02/28/18	02/28/18	BNP PARIBAS NY BRANCH COMM PAPER	09659CG28	25,000,000.00	(24,821,750.00)	0.00	(24,821,750.00)			
			DTD 12/04/2017 0.000% 07/02/2018								
	02/28/18	02/28/18	NATTIXIS NY BRANCH COMM PAPER	63873KC13	125,000,000.00	(124,995,312.50)	0.00	(124,995,312.50)			
			DTD 02/06/2018 0.000% 03/01/2018								

**Transaction Type Sub-Total**      **2,082,000,000.00 (2,080,098,552.87)**      **(144,509.67)**      **(2,080,243,062.54)**





**Managed Account Security Transactions & Interest**

For the Month Ending February 28, 2018

SAN BERNARDINO COUNTY - 76990800

Transaction Type	Trade	Settle	Security Description	CUSIP	Par	Principal Proceeds	Accrued Interest	Total	Realized G/L Cost	Realized G/L Amort Cost	Sale Method
<b>INTEREST</b>											
	02/01/18	02/01/18	SVENSKA HANDELSBANKEN NY FLOATING CD	86958JWE5	50,000,000.00	0.00	70,322.90	70,322.90			
			DTD 12/04/2017 1.688% 06/01/2018								
	02/01/18	02/01/18	BANK OF MONTREAL CHICAGO FLOATING CD	06371EXS1	25,000,000.00	0.00	35,578.13	35,578.13			
			DTD 12/11/2017 1.708% 06/01/2018								
	02/01/18	02/01/18	FREDDIE MAC GLOBAL NOTES	3137EADK2	23,347,000.00	0.00	145,918.75	145,918.75			
			DTD 07/30/2012 1.250% 08/01/2019								
	02/01/18	02/01/18	CBA AUSTRALIA NY FLOATING CERT DEPOS	20271EML0	50,000,000.00	0.00	71,572.92	71,572.92			
			DTD 07/25/2017 1.718% 08/01/2018								
	02/01/18	02/01/18	BANK OF NOVA SCOTIA HOUSTON FLOATING CD	06417GC71	50,000,000.00	0.00	70,739.60	70,739.60			
			DTD 12/08/2017 1.698% 06/01/2018								
	02/03/18	02/03/18	ROYAL BANK OF CANADA NY FLOAT CERT DEPOS	78009N5Z5	25,000,000.00	0.00	41,576.58	41,576.58			
			DTD 01/03/2018 1.814% 01/03/2019								
	02/06/18	02/06/18	MICROSOFT CORP NOTES	594918BV5	15,000,000.00	0.00	138,750.00	138,750.00			
			DTD 02/06/2017 1.850% 02/06/2020								
	02/07/18	02/06/18	TORONTO DOMINION BANK NY FLOATING CD	89113W5C6	50,000,000.00	0.00	70,687.50	70,687.50			
			DTD 07/07/2017 1.755% 08/06/2018								
	02/07/18	02/07/18	FHLB NOTES	3130A8PK3	25,000,000.00	0.00	78,125.00	78,125.00			
			DTD 07/08/2016 0.625% 08/07/2018								
	02/08/18	02/08/18	WESTPAC BANKING CORP CD (FLOATING)	96121T3A4	50,000,000.00	0.00	80,729.15	80,729.15			
			DTD 03/08/2017 1.875% 03/08/2018								
	02/08/18	02/08/18	MICROSOFT CORP NOTES	594918BN3	20,000,000.00	0.00	110,000.00	110,000.00			
			DTD 08/08/2016 1.100% 08/08/2019								
	02/10/18	02/10/18	BANK OF MONTREAL CHICAGO (FLOAT) CD	06427KWW5	50,000,000.00	0.00	84,046.90	84,046.90			
			DTD 04/11/2017 1.834% 05/10/2018								
	02/15/18	02/15/18	FREDDIE MAC NOTES	3137FAEH8	75,000,000.00	0.00	590,104.20	590,104.20			
			DTD 07/19/2017 1.375% 08/15/2019								



**Managed Account Security Transactions & Interest**

For the Month Ending February 28, 2018

SAN BERNARDINO COUNTY - 76990800

Transaction Type	Trade	Settle	Security Description	CUSIP	Par	Principal Proceeds	Accrued Interest	Total	Realized G/L Cost	Realized G/L Amort Cost	Sale Method
<b>INTEREST</b>											
	02/15/18	02/15/18	INTL BANK OF RECON AND DEV SN NOTE	459058FK4	50,000,000.00	0.00	219,000.00	219,000.00			
			DTD 07/13/2016 0.875% 08/15/2019								
	02/15/18	02/15/18	BERKSHIRE HATHAWAY INC GLOBAL NOTES	084670BX5	10,000,000.00	0.00	57,500.00	57,500.00			
			DTD 08/15/2016 1.150% 08/15/2018								
	02/15/18	02/15/18	US TREASURY NOTES	912828NT3	25,000,000.00	0.00	328,125.00	328,125.00			
			DTD 08/16/2010 2.625% 08/15/2020								
	02/15/18	02/15/18	US TREASURY NOTES	912828W22	50,000,000.00	0.00	343,750.00	343,750.00			
			DTD 02/15/2017 1.375% 02/15/2020								
	02/15/18	02/15/18	FREDDIE MAC NOTES	3137EAEH8	10,000,000.00	0.00	78,680.56	78,680.56			
			DTD 07/19/2017 1.375% 08/15/2019								
	02/19/18	02/19/18	CBA AUSTRALIA NY FLOATING CERT DEPOS	20271EMZ9	25,000,000.00	0.00	39,944.45	39,944.45			
			DTD 12/19/2017 1.798% 12/19/2018								
	02/19/18	02/20/18	BANK OF NOVA SCOTIA HOUSTON FLOATING CD	06417GZQ4	25,000,000.00	0.00	38,388.90	38,388.90			
			DTD 10/19/2017 1.728% 07/19/2018								
	02/21/18	02/21/18	WESTPAC BANKING CORP NY FLOATING CD	96121T5H7	25,000,000.00	0.00	37,316.25	37,316.25			
			DTD 12/21/2017 1.791% 12/21/2018								
	02/23/18	02/23/18	CBA AUSTRALIA NY FLOATING CERT DEPOS	20271EMG1	50,000,000.00	0.00	80,999.55	80,999.55			
			DTD 03/23/2017 1.881% 03/23/2018								
	02/24/18	02/24/18	INTER-AMERICAN DEVELOPMENT BANK	4581X0BR8	25,000,000.00	0.00	218,750.00	218,750.00			
			DTD 08/24/2011 1.750% 08/24/2018								
	02/25/18	02/25/18	ROYAL BANK OF CANADA NY CD (FLOAT)	78009NT89	25,000,000.00	0.00	38,696.68	38,696.68			
			DTD 05/25/2017 1.741% 05/25/2018								
	02/26/18	02/26/18	FNMA BENCHMARK NOTE	3135G0J53	25,000,000.00	0.00	125,000.00	125,000.00			
			DTD 02/23/2016 1.000% 02/26/2019								
	02/26/18	02/26/18	BANK OF NOVA SCOTIA HOUSTON FLOATING CD	06417GYW2	25,000,000.00	0.00	38,133.65	38,133.65			
			DTD 09/26/2017 1.771% 09/26/2018								



**Managed Account Security Transactions & Interest**

For the Month Ending February 28, 2018

SAN BERNARDINO COUNTY - 76990800

Transaction Type	Trade	Settle	Security Description	CUSIP	Par	Principal Proceeds	Accrued Interest	Total	Realized G/L Cost	Realized G/L Amort Cost	Sale Method
<b>INTEREST</b>											
	02/26/18	02/26/18	WESTPAC BANKING CORP CD (FLOATING)	96121T3E6	25,000,000.00	0.00	40,071.15	40,071.15			
			DTD 03/24/2017 1.861% 03/26/2018								
	02/26/18	02/26/18	FFCB NOTES	3133EFF51	25,000,000.00	0.00	106,250.00	106,250.00			
			DTD 02/26/2016 0.850% 02/26/2018								
	02/28/18	02/28/18	US TREASURY NOTES	912828C24	50,000,000.00	0.00	375,000.00	375,000.00			
			DTD 02/28/2014 1.500% 02/28/2019								
	02/28/18	02/28/18	US TREASURY NOTES	912828J50	25,000,000.00	0.00	171,875.00	171,875.00			
			DTD 03/02/2015 1.375% 02/29/2020								
	02/28/18	02/28/18	CALIFORNIA ASSET MANAGEMENT PROGRAM	CAMPMF025	0.00	0.00	215,524.66	215,524.66			
			FEDERATED GOVT OBLIGATIONS FUND	608919718	0.00	0.00	951.31	951.31			
	02/28/18	02/28/18	BANK OF THE WEST MONEY MARKET FUND	BKOFWEST7	0.00	0.00	240,888.27	240,888.27			
			STONECASTLE FICA	FICAMF003	0.00	0.00	47,945.21	47,945.21			
	02/28/18	02/28/18	FNMA NOTES	3135G0T29	40,000,000.00	0.00	300,000.00	300,000.00			
			DTD 02/28/2017 1.500% 02/28/2020								
	02/28/18	02/28/18	US TREASURY N/B	912828P87	25,000,000.00	0.00	140,625.00	140,625.00			
			DTD 02/29/2016 1.125% 02/28/2021								
	02/28/18	02/28/18	FNMA NOTES	3135G0P49	50,000,000.00	0.00	250,000.00	250,000.00			
			DTD 09/02/2016 1.000% 08/28/2019								
	02/28/18	02/28/18	US TREASURY N/B NOTES	912828W55	25,000,000.00	0.00	234,375.00	234,375.00			
			DTD 02/28/2017 1.875% 02/28/2022								
	02/28/18	02/28/18	FIDELITY GOVT MM FUND 2642	31607A703	0.00	0.00	981.57	981.57			
			FHLMC NOTES (CALLABLE)	3134GA6H2	25,000,000.00	0.00	171,875.00	171,875.00			
	02/28/18	02/28/18	US TREASURY NOTES	912828SH4	25,000,000.00	0.00	171,875.00	171,875.00			
			DTD 02/29/2012 1.375% 02/28/2019								
	02/28/18	02/28/18	JP MORGAN SECURITIES COMM PAPER (FLOAT)	46640EGA0	25,000,000.00	0.00	37,436.05	37,436.05			
			DTD 01/29/2018 1.797% 09/28/2018								
<b>Transaction Type Sub-Total</b>					<b>1,218,347,000.00</b>	<b>0.00</b>	<b>5,738,109.89</b>	<b>5,738,109.89</b>			
<b>MATURITY</b>											



**Managed Account Security Transactions & Interest**

For the Month Ending February 28, 2018

SAN BERNARDINO COUNTY - 76990800

Transaction Type	Trade	Settle	Security Description	CUSIP	Par	Principal Proceeds	Accrued Interest	Total	Realized G/L Cost	Realized G/L Amort Cost	Sale Method
<b>MATURITY</b>											
	02/01/18	02/01/18	TOYOTA MOTOR CREDIT CORP COMM PAPER	89233HB11	35,000,000.00	35,000,000.00	0.00	35,000,000.00	189,768.06	0.00	0.00
			-- 0.000% 02/01/2018								
	02/01/18	02/01/18	NATIXIS US BRANCH COMM PAPER	63873KB14	275,000,000.00	275,000,000.00	0.00	275,000,000.00	10,083.33	0.00	0.00
			-- 0.000% 02/01/2018								
	02/01/18	02/01/18	NORDEA BANK AB CERT DEPOS	65590ALLU8	75,000,000.00	75,000,000.00	343,958.33	75,343,958.33	0.00	0.00	0.00
			DTD 09/27/2017 1.300% 02/01/2018								
	02/01/18	02/01/18	TORONTO DOMINION BANK NY CERT DEPOS	89113XLB8	50,000,000.00	50,000,000.00	176,958.33	50,176,958.33	0.00	0.00	0.00
			DTD 10/31/2017 1.370% 02/01/2018								
	02/01/18	02/01/18	BNP PARIBAS NY BRANCH COMM PAPER	09659CB15	35,000,000.00	35,000,000.00	0.00	35,000,000.00	78,691.67	0.00	0.00
			DTD 09/14/2017 0.000% 02/01/2018								
	02/02/18	02/02/18	NATIXIS US BRANCH COMM PAPER	63873KB22	55,000,000.00	55,000,000.00	0.00	55,000,000.00	2,154.17	0.00	0.00
			-- 0.000% 02/02/2018								
	02/02/18	02/02/18	BNP PARIBAS NY BRANCH	09659CB23	35,000,000.00	35,000,000.00	0.00	35,000,000.00	80,072.22	0.00	0.00
			DTD 05/08/2017 0.000% 02/02/2018								
	02/02/18	02/02/18	COOPERATIEVE RABOBANK U.A. COMM PAPER	21687BB26	150,000,000.00	150,000,000.00	0.00	150,000,000.00	5,916.67	0.00	0.00
			DTD 05/11/2017 0.000% 02/02/2018								
	02/05/18	02/05/18	COOPERATIEVE RABOBANK U.A. COMM PAPER	21687BB59	150,000,000.00	150,000,000.00	0.00	150,000,000.00	17,750.00	0.00	0.00
			-- 0.000% 02/05/2018								
	02/05/18	02/05/18	NATIXIS NY BRANCH	63873KB55	50,000,000.00	50,000,000.00	0.00	50,000,000.00	5,875.00	0.00	0.00
			DTD 09/07/2017 0.000% 02/05/2018								
	02/06/18	02/06/18	COOPERATIEVE RABOBANK U.A. COMM PAPER	21687BB67	150,000,000.00	150,000,000.00	0.00	150,000,000.00	5,916.67	0.00	0.00
			-- 0.000% 02/06/2018								
	02/06/18	02/06/18	NATIXIS US BRANCH COMM PAPER	63873KB63	50,000,000.00	50,000,000.00	0.00	50,000,000.00	1,958.33	0.00	0.00
			-- 0.000% 02/06/2018								
	02/07/18	02/07/18	SVENSKA HANDELSBANKEN NY CERT DEPOS	86958JWR6	35,000,000.00	35,000,000.00	81,200.00	35,081,200.00	0.00	0.00	0.00
			DTD 12/11/2017 1.440% 02/07/2018								



**Managed Account Security Transactions & Interest**

For the Month Ending February 28, 2018

SAN BERNARDINO COUNTY - 76990800

Transaction Type	Trade	Settle	Security Description	CUSIP	Par	Principal Proceeds	Accrued Interest	Total	Realized G/L Cost	Realized G/L Amort Cost	Sale Method
<b>MATURITY</b>											
	02/07/18	02/07/18	COOPERATIVE RABOBANK U.A. COMM PAPER	21687BB75	150,000,000.00	150,000,000.00	0.00	150,000,000.00	5,916.67	0.00	
			DTD 02/02/2018 0.000% 02/07/2018								
	02/07/18	02/07/18	NATIXIS US BRANCH COMM PAPER	63873KB71	50,000,000.00	50,000,000.00	0.00	50,000,000.00	1,958.33	0.00	
			-- 0.000% 02/07/2018								
	02/08/18	02/08/18	COOPERATIVE RABOBANK U.A. COMM PAPER	21687BB83	150,000,000.00	150,000,000.00	0.00	150,000,000.00	5,916.67	0.00	
			DTD 02/01/2018 0.000% 02/08/2018								
	02/08/18	02/08/18	NATIXIS US BRANCH COMM PAPER	63873KB89	50,000,000.00	50,000,000.00	0.00	50,000,000.00	1,958.33	0.00	
			-- 0.000% 02/08/2018								
	02/09/18	02/09/18	NATIXIS US BRANCH COMM PAPER	63873KB97	50,000,000.00	50,000,000.00	0.00	50,000,000.00	1,958.33	0.00	
			-- 0.000% 02/09/2018								
	02/09/18	02/09/18	COOPERATIVE RABOBANK U.A. COMM PAPER	21687BB91	150,000,000.00	150,000,000.00	0.00	150,000,000.00	5,916.67	0.00	
			DTD 02/01/2018 0.000% 02/09/2018								
	02/12/18	02/12/18	COOPERATIVE RABOBANK U.A. COMM PAPER	21687BBC4	110,000,000.00	110,000,000.00	0.00	110,000,000.00	13,016.67	0.00	
			-- 0.000% 02/12/2018								
	02/13/18	02/13/18	COOPERATIVE RABOBANK U.A. COMM PAPER	21687BBD2	102,000,000.00	102,000,000.00	0.00	102,000,000.00	4,023.33	0.00	
			-- 0.000% 02/13/2018								
	02/14/18	02/14/18	COOPERATIVE RABOBANK U.A. COMM PAPER	21687BBE0	70,000,000.00	70,000,000.00	0.00	70,000,000.00	2,761.11	0.00	
			DTD 02/12/2018 0.000% 02/14/2018								
	02/14/18	02/14/18	BNP PARIBAS NY BRANCH COMM PAPER	09659CBE7	35,000,000.00	35,000,000.00	0.00	35,000,000.00	95,200.00	0.00	
			DTD 08/14/2017 0.000% 02/14/2018								
	02/15/18	02/15/18	COOPERATIVE RABOBANK U.A. COMM PAPER	21687BBF7	69,000,000.00	69,000,000.00	0.00	69,000,000.00	2,721.67	0.00	
			DTD 02/01/2018 0.000% 02/15/2018								
	02/16/18	02/16/18	NATIXIS NY BRANCH COMM PAPER	63873KBG1	66,000,000.00	66,000,000.00	0.00	66,000,000.00	2,621.67	0.00	
			-- 0.000% 02/16/2018								
	02/26/18	02/26/18	FFCB NOTES	3133EFF51	25,000,000.00	25,000,000.00	0.00	25,000,000.00	(11,500.00)	0.00	
			DTD 02/26/2016 0.850% 02/26/2018								
<b>Transaction Type Sub-Total</b>					<b>2,222,000,000.00</b>	<b>2,222,000,000.00</b>	<b>602,116.66</b>	<b>2,222,602,116.66</b>	<b>530,655.57</b>	<b>0.00</b>	



**Managed Account Security Transactions & Interest**

For the Month Ending February 28, 2018

SAN BERNARDINO COUNTY - 76990800

Trade	Settle	Security Description	CUSIP	Par	Principal Proceeds	Accrued Interest	Total	Realized G/L Cost	Realized G/L Amort Cost	Sale Method
<b>Managed Account Sub-Total</b>										
					141,901,447.13	6,195,716.88	148,097,164.01	530,655.57	0.00	
<b>Total Security Transactions</b>										
					\$141,901,447.13	\$6,195,716.88	\$148,097,164.01	\$530,655.57	\$0.00	